



College Code & Name: 3/208 - Dr. H. N. Sinha Arts, Commerce College, Patur

| Roll No. | Name of the Candidate | W/H | Sub1 | Sub2 | Sub3 | Sub4 | Sub5 | Sub6 | Sub7 | Sub8 | Sub9 | Sub10 | Sub11 | Sub12 | Grade | G.P. | Grade | G.P. | Mark Obt | Result | Remarks | | | |
|----------|-----------------------|-----|------|------|------|---------|------|------|------|------|------|-------|-------|-------|-------|------|-------|------|----------|------------------|---------|--|--|--|
| PRN No. | Gen | Cat | Clg | Med | Sex | Remarks | | | | | | | | | | | | | 500 | Sgpa/ Credit /Gr | Div. | | | |

RESULT STATISTICS FOR THE COLLEGE

| Appeared | Total | Fresh | Exm | Boys | Girls | Division | % | Result Withheld | Failure |
|---|-------|-------|------|-------|-------|----------|---|-------------------|---------|
| 293 | 293 | 0 | 184 | 109 | 1st | | | By Office W/O | 0 |
| 41 | 41 | 0 | 15 | 26 | 2nd | | | At Tabulation W/T | 2 |
| 13.99 | 13.99 | 0 | 8.15 | 23.85 | 3rd | | | Unfair Means W/U | 0 |
| Subjectwise Statistics Of Appeared And Pass % | | | | | | | | | |
| | 1113 | 8 | 3 | 37.50 | | | | By Enroll No W/E | 0 |
| | 1024 | 20 | 10 | 50.00 | | | | By AITK No W/A | 0 |
| | 1001 | 293 | 109 | 37.20 | | | | By ENV No W/G | 0 |
| | 1011 | 293 | 167 | 57.00 | | | | | |
| | 1021 | 293 | 81 | 27.65 | | | | | |
| | 1022 | 111 | 55 | 49.55 | | | | | |
| | 1025 | 291 | 153 | 52.58 | | | | | |
| | 1112 | 4 | 2 | 50.00 | | | | | |
| | 1052 | 152 | 30 | 19.74 | | | | | |
| | | | | | | | | With Exemption | 250 |


Principal
Dr. H. N. Sinha College,
Patur, Dist. Akola


सहायक मुख्याधिकारी (नामांकन)
सेन्ट गार्गेजी बाबा अमरावती विद्यापीठ

Page Code & Name :- 0 208 - Dr. H. N. Sinha Arts, Commerce College, Patur

| Roll No. | Name of the Candidate | W/H | Sub1 | Sub2 | Sub3 | Sub4 | Sub5 | Sub6 | Sub7 | Sub8 | Sub9 | Sub10 | Sub11 | Sub12 | Mark Obt. | | Aggr Total | Div. |
|----------|-----------------------|--------|------|------|---------|------|-------|------|-------|------|------|-------|-------|-------|-----------|--------|------------|------|
| | | | | | | | | | | | | | | | Out Of | Result | | |
| Roll No. | Gen | CatClg | Med | Sex | Remarks | G.P. | Grade | G.P. | Grade | 500 | | | | | | | | |
| AA318155 | SHAM DHANRAJ TALE | | 1001 | 20 | 18 | 0 10 | F O | 1011 | 31 | 18 | 0 10 | F O | 229 | FAIL | | | | |
| | | | 1052 | 33 | 19 | 4 10 | P O | 1021 | 32 | 19 | 4 10 | P O | | | | | | |
| | 208 | 0 208 | M | M | | | | 1025 | | | | | | | | | | |
| | | | | | | | | | | | | | | | | | | |

Previous Sem Marks - 430 /500 86%

| | | | | | | | | | | | | | | | | | | |
|----------|-----------------------|-------|------|----|----|------|------|------|----|----|------|-------|-----|------|--|--|--|--|
| AA318190 | UJJWAL RAMBHAU SIRSAT | | 1001 | 19 | 17 | 0 9 | F A+ | 1011 | 42 | 18 | 5 10 | C O | 273 | FAIL | | | | |
| | | | 1021 | 40 | 18 | 5 10 | C O | 1024 | 53 | 16 | 7 9 | B+ A+ | | | | | | |
| | 208 | 0 208 | M | M | | | | 1025 | | | | | | | | | | |

Previous Sem Marks - 405 /500 81%


RESULT STATISTICS FOR THE COLLEGE

| | Total | Fresh | Exm | Boys | Girls | Division | % | Result Withheld | Failure | |
|----------|-------|-------|-----|-------|-------|----------|---|-------------------|----------------|-----|
| Appeared | 267 | 267 | 0 | 163 | 104 | 1st | | By Office W/O | 0 | |
| Pass | 55 | 55 | 0 | 27 | 28 | 2nd | | At Tabulation W/T | 12 | |
| Pass % | 20.59 | 20.59 | 0 | 16.56 | 26.92 | 3rd | | Unfair Means W/U | 0 | |
| | | | | | | | | By Enroll No W/E | 0 | |
| | | | | | | | | By ATKT No W/A | 0 | |
| | | | | | | | | | With Exemption | 206 |

Subjectwise Statistics Of Appeared And Pass %

| | | | |
|-------|-----|-----|-------|
| 1022 | 158 | 116 | 73.42 |
| 1001 | 267 | 87 | 32.58 |
| 1011 | 267 | 180 | 67.42 |
| 1021 | 265 | 212 | 80.00 |
| 1024 | 43 | 41 | 95.35 |
| 1025 | 258 | 121 | 46.90 |
| 1052 | 76 | 42 | 55.26 |
| 1112 | 1 | 0 | 0.00 |
| 11800 | 267 | 245 | 91.76 |


 सहायक कुलसचिव (नामांकन)
 संत गाडगे बाबा अमरावती विद्यापीठ



 Principal
 Dr. H. N. Sinha College,
 Patur, Dist. Akola

College Code & Name :- 0 208 - Dr. H. N. Sinha Arts, Commerce College, Patur

| Roll No. | Name of the Candidate | W/H | Sub1 | Sub2 | Sub3 | Sub4 | Sub5 | Sub6 | Sub7 | Sub8 | Sub9 | Sub10 | Sub11 | Sub12 | Grade | G.P. | Grade | G.P. | Mark Obt | Out Of | 500 | Sgpa/ Credit /Gr | Result | Remarks |
|----------|-----------------------|-----|------|------|------|------|------|------|------|------|------|-------|-------|-------|-------|------|-------|------|----------|--------|-----|------------------|--------|---------|
|----------|-----------------------|-----|------|------|------|------|------|------|------|------|------|-------|-------|-------|-------|------|-------|------|----------|--------|-----|------------------|--------|---------|

RESULT STATISTICS FOR THE COLLEGE

| Appeared | Total | Fresh | Exm | Boys | Girls | Division | % | Result Withheld | Failure | | |
|---|-------|-------|-----|-------|-------|----------|-------|-------------------|---------|-----|--------|
| 159 | 159 | 0 | 0 | 92 | 67 | 1st | 23.89 | By Office W/O | 0 | | |
| 88 | 88 | 0 | 0 | 45 | 43 | 2nd | 31.44 | At Tabulation W/T | 0 | | |
| 55.34 | 55.34 | 0 | 0 | 48.91 | 64.17 | 3rd | 0 | Unfair Means W/U | 0 | | |
| Subjectwise Statistics Of Appeared And Pass % | | | | | | | | By Enroll No W/E | 0 | | |
| | | | | | | | | By ATKT No W/A | 4 | | |
| | | | | | | | | By ENV No W/G | 0 | | |
| | | | | | | | | Deleted | 0 | | |
| | | | | | | | | With Exemption | 71 | | |
| | | | | | | | | 1112 | 8 | 8 | 100.00 |
| | | | | | | | | 1113 | 5 | 5 | 100.00 |
| | | | | | | | | 1001 | 159 | 135 | 84.91 |
| | | | | | | | | 1011 | 159 | 148 | 93.08 |
| | | | | | | | | 1021 | 148 | 137 | 92.57 |
| | | | | | | | | 1024 | 27 | 22 | 81.48 |
| | | | | | | | | 1025 | 149 | 129 | 86.58 |
| | | | | | | | | 1022 | 70 | 33 | 47.14 |
| | | | | | | | | 1052 | 70 | 40 | 57.14 |


Principal
Dr. H. N. Sinha College,
Patur, Dist. Akola


महाध्यक्ष कुलसचिव (नामांकन)
संत गाडगे बाबा अमरावती विद्यापीठ

College Code & Name :- 0 208 - Dr. H. N. Sinha Arts, Commerce College, Patur


| Roll No. | Name of the Candidate | W/H | Sub1 | Sub2 | Sub3 | Sub4 | Sub5 | Sub6 | Sub7 | Sub8 | Sub9 | Sub10 | Sub11 | Sub12 | Grade | G.P. | Mark Obt. Out Of 600 | Result | Remarks | | | | | |
|------------|-----------------------|-----|------|------|------|------|------|------|------|------|------|-------|-------|-------|-------|------|----------------------|--------|---------|----|---|-----|--------------------|--|
| 21AC270033 | KIRAN DILIP PASTAPURE | | 1001 | 36 | 17 | | | | | | | | | | C | 5 | 1011 | 39 | 19 | B | 6 | 350 | PASS | |
| | SAROJ | | 3021 | 28 | *4 | 15 | | | | | | | | | P | 4 | 3022 | 42 | 18 | B+ | 7 | | V.O.No. 18 Of 2001 | |
| | 208 0 208 M F | | 3023 | 47 | 20 | | | | | | | | | | B+ | 7 | 3024 | 30 | 35 | B+ | 7 | | 5.95/20 | |
| 21AC270034 | TEJAS VIJAY NIMKALE | | 1001 | XM.F | 28 | @4 | 17 | | | | | | | | P | 4 | 1011 | 32 | 19 | C | 5 | 295 | FAIL | |
| | SULBHA | | 3021 | XM.I | 27 | 14 | | | | | | | | | F | 0 | 3022 | 21 | 18 | F | 0 | | | |
| | 208 0 208 M M | | 3023 | XM.F | 35 | 19 | | | | | | | | | C | 5 | 3024 | 24 | 36 | B+ | 7 | | | |
| | ORG-INC 5 REM-INC 1 | | | | | | | | | | | | | | | | | | | | | | | |

RESULT STATISTICS FOR THE COLLEGE

| Appeared | Total | Fresh | Exm | Boys | Girls | Division | % | Result Withheld | Failure |
|----------|-------|-------|-----|-------|-------|----------|---|-------------------|---------|
| Pass | 22 | 22 | 0 | 5 | 17 | 2nd | | By Office W/O | 0 |
| Pass % | 30.55 | 30.55 | 0 | 16.66 | 40.47 | 3rd | | At Tabulation W/T | 0 |
| | | | | | | | | Unfair Means W/U | 0 |
| | | | | | | | | By Enroll No W/E | 0 |
| | | | | | | | | By ATKT No W/A | 0 |
| | | | | | | | | By ENV No W/G | 0 |
| | | | | | | | | Deleted | 0 |
| | | | | | | | | With Exemption | 50 |

| Subjectwise Statistics Of Appeared And Pass % | 1001 | 1011 | 3021 | 3022 | 3023 | 3024 |
|---|-------|-------|-------|-------|-------|-------|
| | 72 | 72 | 72 | 72 | 72 | 72 |
| | 36 | 42 | 42 | 29 | 49 | 48 |
| | 50.00 | 58.33 | 58.33 | 40.28 | 68.06 | 66.67 |


महाव्यक्त कुलसचिव (नामांकन)
संत गाडगे बाबा अमरावती विद्यापीठ


Principal
Dr. H. N. Sinha College,
Patur, Dist. Akola


College Code & Name :- 0 208 - Dr. H. N. Sinha Arts, Commerce College, Patur

| Roll No. | Name of the Candidate Mother's Name | W/H Remarks | Sub1 Sub3 Sub5 Sub7 Sub9 Sub11 | Sub2 Sub4 Sub6 Sub8 Sub10 Sub12 | Grade | G.P. | Grade | G.P. | Mark Obt. Out Of 600 | Sgpa/ Credit /Gr. Div. | Result Remarks |
|------------|--|----------------|---|--|-------|------|-------|------|----------------------------|------------------------------|-------------------|
| 21AC315337 | VISHAL SUBHASH INGLE | | 1001 XM.I 04 09 | 1011 XM.F 17 09 | F | 0 | C | 5 | 191 | | FAIL |
| 202080505 | NANDABAI | | 3041 XM.I 24 14 | 3042 XM.I 09 17 | F | 0 | F | 0 | | | |
| | 208 0 208 E M | | 3043 XM.I 10 14 | 3044 XM.I 26 15 | F | 0 | F | 0 | | | |
| | | | 3045 23 AA | | F | 0 | | | | | |
| 21AC315338 | VIVEK DIPCHAND CHHOUNDIYA | | 1001 XM.F 18 09 | 1011 XM.I 15 09 | C | 5 | F | 0 | 205 | | FAIL |
| 202080463 | JOGI | | 3041 XM.I 18 15 | 3042 XM.I 07 17 | F | 0 | F | 0 | | | |
| | 208 0 208 M M | | 3043 XM.I 18 15 | 3044 XM.I 25 15 | F | 0 | F | 0 | | | |
| | | | 3045 XM.T 24 AA | | F | 0 | | | | | |

RESULT STATISTICS FOR THE COLLEGE

| | Total | Fresh | Exm | Boys | Girls | Division | % | Result Withheld | Failure |
|---|-------|-------|-----|------|-------|----------|---|-------------------|---------|
| Appeared | 58 | 58 | 0 | 35 | 23 | 1st | | By Office W/O | 0 |
| Pass | 0 | 0 | 0 | 0 | 0 | 2nd | | At Tabulation W/T | 0 |
| Pass % | 0 | 0 | 0 | 0 | 0 | 3rd | | Unfair Means W/U | 0 |
| Subjectwise Statistics Of Appeared And Pass % | | | | | | | | By Enroll No W/E | 0 |
| | | | | | | | | By ATKT No W/A | 0 |
| | | | | | | | | By ENV No W/G | 0 |
| | 1001 | 58 | 0 | 30 | 51.72 | | | | |
| | 1011 | 58 | 0 | 42 | 72.41 | | | | |
| | 3041 | 58 | 0 | 12 | 20.69 | | | | |
| | 3042 | 58 | 0 | 2 | 3.45 | | | | |
| | 3043 | 58 | 0 | 8 | 13.79 | | | | |
| | 3044 | 58 | 0 | 25 | 43.10 | | | | |
| | 3045 | 58 | 0 | 30 | 51.72 | | | | |


सहाय्यक कुलसचिव (नामांकन)
संत गाडगे बाबा अमरावती विद्यापीठ


Principal
Dr. H. N. Sinha College,
Patur, Dist. Akola

College Code & Name :- 0208 - Dr. H. N. Sinha Arts, Commerce College, Patur

| Roll No. | Name of the Candidate | W/H | Sub1 | Sub2 | Sub3 | Sub4 | Sub5 | Sub6 | Sub7 | Sub8 | Sub9 | Sub10 | Sub11 | Sub12 | Grade | G.P. | Grade | G.P. | Mark Obt. Out Of | Result Remarks |
|----------|-----------------------|-----|------|------|------|---------|------|------|------|------|------|-------|-------|-------|-------|------|-------|------|------------------|------------------------|
| PRN No. | Gen | Cat | Ctg | Med | Sex | Remarks | | | | | | | | | | | | | 600 | Sgpa/ Credit /Gr. Div. |

RESULT STATISTICS FOR THE COLLEGE

| Appeared | Total | Fresh | Exm | Boys | Girls | Division | % | Result Withheld | Failure |
|---|-------|-------|-------|-------|-------|----------|-------------------|------------------|----------------|
| 69 | 69 | 0 | 30 | 39 | 1st | 26.08 | By Office W/O | 0 | Deleted |
| 27 | 27 | 0 | 5 | 22 | 2nd | 13.04 | At Tabulation W/T | 2 | With Exemption |
| 39.13 | 39.13 | 0 | 16.66 | 56.41 | 3rd | 0 | Unfair Means W/U | 0 | |
| Subjectwise Statistics Of Appeared And Pass % | | | | | | | | By Enroll No W/E | 0 |
| | | | | | | | | By ATK1 No W/A | 0 |
| | | | | | | | | By ENV No W/G | 0 |
| | 1001 | 69 | 53 | 76.81 | | | | | |
| | 1011 | 69 | 59 | 85.51 | | | | | |
| | 3061 | 69 | 41 | 59.42 | | | | | |
| | 3062 | 69 | 41 | 59.42 | | | | | |
| | 3063 | 69 | 57 | 82.61 | | | | | |
| | 3068 | 69 | 67 | 97.10 | | | | | |
| | 3069 | 69 | 50 | 72.46 | | | | | |

[Signature]
सहाय्यक कुलसचिव (नामांकन)
संत गाडगे बाबा अमरावती विद्यापीठ

[Signature]
Principal
Dr. H. N. Sinha College,
Patur, Dist. Akola

College Code & Name : - 0 208 - Dr. H. N. Sinha Arts, Commerce College, Patur


| Roll No. | Name of the Candidate | W/H | Sub1 | Sub2 | Sub3 | Sub4 | Sub5 | Sub6 | Sub7 | Sub8 | Sub9 | Sub10 | Sub11 | Sub12 | Mark Obt. | Aggr Total | Result | Div. |
|------------|-----------------------|---------|------|------|------|------|------|------|------|------|------|-------|-------|-------|-----------|------------|--------|------|
| | Mother's Name | Remarks | | | | | | | | | | | | | 550 | | | |
| EnRoll No. | Cen | Cat | Cig | Med | Sex | | | | | | | | | | | | | |

RESULT STATISTICS FOR THE COLLEGE

| | Total | Fresh | Exm | Boys | Girls | Division | % | Result Withheld | Failure |
|----------|-------|-------|-----|-------|-------|----------|---|---------------------|-------------------|
| Appeared | 131 | 131 | 0 | 49 | 82 | 1st | | By Office W/O 0 | Deleted 0 |
| Pass | 110 | 110 | 0 | 34 | 76 | 2nd | | At Tabulation W/T 0 | With Exemption 17 |
| Pass % | 83.96 | 83.96 | 0 | 69.38 | 92.68 | 3rd | | Unfair Means W/U 0 | |
| | | | | | | | | By Enroll No W/E 0 | |
| | | | | | | | | By ATKT No W/A 0 | |

Subjectwise Statistics Of Appeared And Pass %

| | | | |
|-----|-----|-----|--------|
| CHE | 66 | 56 | 84.85 |
| BOT | 35 | 27 | 77.14 |
| ZOO | 32 | 29 | 90.63 |
| IFT | 16 | 13 | 81.25 |
| MTH | 49 | 48 | 97.96 |
| MCB | 51 | 42 | 82.35 |
| URD | 1 | 1 | 100.00 |
| EVS | 14 | 11 | 78.57 |
| ENG | 131 | 123 | 93.89 |
| MAR | 130 | 125 | 96.15 |
| PHY | 65 | 57 | 87.69 |
| CPS | 34 | 32 | 94.12 |
| ETC | 31 | 27 | 87.10 |


Principal
Dr. H. N. Sinha College,
Patur, Dist. Akola


सहाय्यक कुलसचिव (गामांकन)
सेन गडगे बाबा अमरावती विद्यापीठ

College Code & Name : - 0 208 - Dr. H. N. Sinha Arts, Commerce College, Patur

| Roll No. | Name of the Candidate | W/H | Sub1 | Sub2 |
|------------|-----------------------|---------|-------|-------|
| | Mother's Name | Remarks | Sub3 | Sub4 |
| EnRoll No. | Gen | CatClg | Med | Sex |
| | | | Sub5 | Sub6 |
| | | | Sub7 | Sub8 |
| | | | Sub9 | Sub10 |
| | | | Sub11 | Sub12 |

Mark Obt. Aggr Total
450 Result Div.

RESULT STATISTICS FOR THE COLLEGE

| Appeared | Total | Fresh | Exm | Boys | Girls | Division | % | Result Withheld | Failure |
|----------|-------|-------|-----|-------|-------|----------|---|-------------------|---------|
| 103 | 103 | 103 | 0 | 37 | 66 | 1st | | By Office W/O | 0 |
| 70 | 70 | 70 | 0 | 23 | 47 | 2nd | | At Tabulation W/T | 2 |
| 67.96 | 67.96 | 67.96 | 0 | 62.16 | 71.21 | 3rd | | Unfair Means W/U | 0 |
| | | | | | | | | By Enroll No W/E | 0 |
| | | | | | | | | By ATKT No W/A | 0 |

Deleted 0
With Exemption 27

Subjectwise Statistics Of Appeared And Pass %

| | | | |
|-------|-----|----|-------|
| IFT | 10 | 9 | 90.00 |
| PHY | 41 | 31 | 75.61 |
| CPS | 22 | 14 | 63.64 |
| ETC | 18 | 10 | 55.56 |
| MCB | 48 | 41 | 85.42 |
| CHE | 62 | 45 | 72.58 |
| BOT | 30 | 27 | 90.00 |
| ZOO | 31 | 28 | 90.32 |
| MTH | 32 | 29 | 90.63 |
| EVS | 15 | 14 | 93.33 |
| 11800 | 103 | 97 | 94.17 |


Principal
Dr. H. N. Sinha College,
Patur, Dist. Akola



सहाय्यक कुलसचिव (नामांकन)
संत गाडगे बाबा अमरावती विद्यापीठ

College Code & Name: - 0 208 - Dr. H. N. Sinha Arts, Commerce College, Patur


| Roll No. | Name of the Candidate | W/H | Sub1 | Sub2 | Sub3 | Sub4 | Sub5 | Sub6 | Sub7 | Sub8 | Sub9 | Sub10 | Sub11 | Sub12 | Mark Obt. | Aggr. Total | Result | Trk. |
|------------|-----------------------|---------|------|------|------|------|------|------|------|------|------|-------|-------|-------|-----------|-------------|--------|------|
| | Mother's Name | Remarks | | | | | | | | | | | | | | | | |
| Enroll No. | Gen | Cat/Ctg | Med | Sex | | | | | | | | | | | | | | |


RESULT STATISTICS FOR THE COLLEGE

| | Total | Fresh | Exm | Boys | Girls | Division | % | Result Withheld | Failure |
|----------|-------|-------|-----|-------|-------|----------|-------|-------------------|---------|
| Appeared | 108 | 108 | 0 | 43 | 65 | 1st | 63.88 | By Office W/O | 0 |
| Pass | 93 | 93 | 0 | 32 | 61 | 2nd | 22.22 | At Tabulation W/O | 0 |
| Pass % | 86.11 | 86.11 | 0 | 74.41 | 93.84 | 3rd | 0 | Unfair Means W/O | 0 |
| | | | | | | | | By Enroll No W/O | 1 |
| | | | | | | | | By ATKT No W/O | 3 |
| | | | | | | | | Deleted | 0 |
| | | | | | | | | With Exemption | 14 |

Subjectwise Statistics Of Appeared And Pass %

| | | | |
|-----|----|----|--------|
| MTH | 36 | 34 | 94.44 |
| PHY | 51 | 50 | 98.04 |
| CPS | 30 | 29 | 96.67 |
| EVS | 10 | 10 | 100.00 |
| ETC | 22 | 20 | 90.91 |
| IFT | 14 | 8 | 57.14 |
| MCB | 44 | 43 | 97.73 |
| CHE | 57 | 55 | 96.49 |
| BOT | 28 | 23 | 82.14 |
| ZOO | 32 | 30 | 93.75 |


Principal
Dr. H. N. Sinha College,
Patur, Dist. Akola


सहाय्यक कुलसचिव (नामांकन)
संत गाडगे बाबा अमरावती विद्यापीठ

College Code & Name: 0 208 Dr. H.N. Sinha Arts & Commerce College, Patur

| Enr. No | Name of the Candidate | W/H | Mark Obt. | | | | | | Result | | | | | | | | | | |
|-------------------|---------------------------|-----------|-----------|------|--------|--------|------|------|--------|------|------|--------|--------|-------|-------|-------|----------|----------|---------------|
| Enr. Roll No | Can. Cat. Ctg. | Med. Sex. | Remarks | Sub1 | Sub2 | Sub3 | Sub4 | Sub5 | Sub6 | Sub7 | Sub8 | Sub9 | Sub10 | Sub11 | Sub12 | Total | Gr. Ctg. | Gr. Div. | Gr. Div. Code |
| 20648 18206487 | VAIBHAV SARANGDHAR TALE | | | 2511 | 38 | 20 | P | 4 | 0 | 10 | 2512 | 45 | 19 | B | 6 | 0 | 10 | PASS | |
| | 208 | 0 208 | M | M | 2515 | 38 | 20 | P | 4 | 0 | 10 | 2518 | 50 | 20 | B+ | 7 | 0 | 10 | 230 |
| | | | | | | | | | | | | | | | | | | | 6.20 |
| 20649 1925622 | VAIBHAV VIKRAM KIRATKAR | | | 2511 | 39 | 19 | P | 4 | 0 | 10 | 2512 | 46 | 19 | B | 6 | 0 | 10 | PASS | |
| | 208 | 0 208 | M | M | 2515 | 44 | 19 | B | 6 | 0 | 10 | 2518 | 50 | 19 | B+ | 7 | 0 | 10 | 235 |
| | | | | | | | | | | | | | | | | | | | 6.90 |
| 20650 | VIDYA MADHAO GIRIDHAR | | | 2511 | 34 | 19 | P | 4 | 0 | 10 | 2512 | 29 | 19 | P | 4 | 0 | 10 | PASS | |
| | 208 | 0 208 | M | F | 2515 | 36 | 18 | P | 4 | 0 | 10 | 2518 | 41 | 19 | C | 5 | 0 | 10 | 218 |
| | | | | | | | | | | | | | | | | | | | 5.40 |
| 20651 1820819 | VISHAL NAMDEORAO RAKHONDE | | | 2511 | 36 | 19 | P | 4 | 0 | 10 | 2512 | 46 | 19 | B | 6 | 0 | 10 | PASS | |
| | 208 | 0 208 | M | M | 2515 | 50 | 18 | B+ | 7 | 0 | 10 | 2518 | 37 | 19 | P | 4 | 0 | 10 | 244 |
| | | | | | | | | | | | | | | | | | | | 6.20 |
| 20652 | VIVEK BHIMRAO MOHADE | | | 2511 | 32 | 19 | P | 4 | 0 | 10 | 2512 | 40 | 19 | C | 5 | 0 | 10 | PASS | |
| | 208 | 0 208 | M | M | 2515 | 40 | 18 | C | 5 | 0 | 10 | 2518 | 48 | 19 | B+ | 7 | 0 | 10 | 235 |
| | | | | | | | | | | | | | | | | | | | 6.20 |
| 20653 18208199 | YOGITA DEVRAO KHANDARE | | | 2511 | XMP AA | 19 | F | 0 | 0 | 10 | 2512 | XMP AA | 19 | F | 0 | 0 | 10 | FAIL | |
| | 208 | 0 208 | M | F | 2515 | XMP AA | 19 | F | 0 | 0 | 10 | 2518 | XMP AA | 19 | F | 0 | 0 | 10 | 76 |
| | | | | | | | | | | | | | | | | | | | 2.00 |

RESULT STATISTICS FOR THE COLLEGE

| Category | Total | Fresh | Exam | Boys | Girls | Division | % | Result Withheld | Failure |
|----------|-------|-------|------|-------|-------|----------|---|-------------------|---------|
| Appeared | 78 | 78 | 0 | 37 | 41 | I | 0 | By Office W/O | 0 |
| Pass | 44 | 44 | 0 | 18 | 26 | II | 0 | At Tabulation W/T | 0 |
| Pass % | 56.41 | 56.41 | 0.00 | 48.65 | 63.41 | III | 0 | Unfair Means W/U | 0 |
| | | | | | | | | By Enroll No W/E | 0 |
| | | | | | | | | By AIKT No W/A | 0 |
| | | | | | | | | Deleted | 0 |
| | | | | | | | | With Exemption | 34 |

Subjectwise Statistic Of Appeared And Pass % Counts

2511: 51/78 65.38%, 2512: 58/78 74.36%, 2515: 47/78 60.26%, 2518: 59/78 75.64%

2511: Marathi Vanamvachi S 2512: Sanikshavichar 2515: Lokshilpa 2518: Mahabharat Sahitya 2513: Sahityakritantika
2517: Vishesh Vanamvachaka

सहाय्यक कुलसचिव (नामांकन)

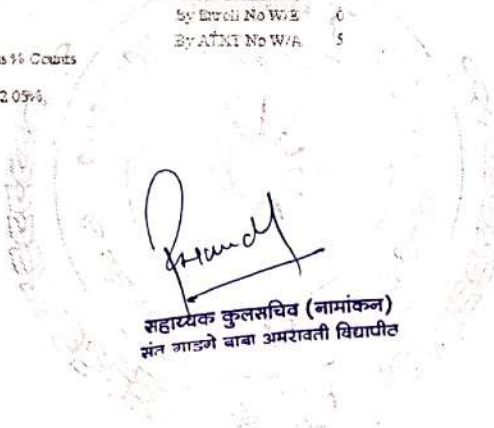
डॉ. अशोक गणेश धामनाजी शिंदे

[Signature]

[Signature]
Principal
Dr. H. N. Sinha College,
Patur, Dist. Akola

College Name & Seat No. 2001/2002 State Arts & Commerce College, Patur

| Sl. No. | Name of the Candidate | Div. | Mtu | Sex | Roll No. | Subj. | | | | | Mark | Per | | | | | | | | | | | | | | | | | | | | | | | | | | | | | | | | | | | | | | | | | | | | | | | | | | | | | | | | | | | | | | | | | | | | | | | | |
|--|-----------------------|-------|------|-------|----------|----------|----------|---------------------|-----------|------------------|--------|-----|----------|-------|-------|------|------|-------|----------|---|--------|-----------|--------|--------|----------|----|----|--|----|----|---|---|---------------|---|--------|----|---------|----|----|--|----|----|----|---|--------------------|---|------------------|----|--------|-------|-------|-----|-------|-------|-----|---|---------------------|---|--|--|--|--|--|--|--|--|--|--|------------------|---|--|--|--|--|--|--|--|--|--|--|----------------|---|--|--|
| | | | | | | Subj. I | Subj. II | Subj. III | Subj. IV | Subj. V | | | | | | | | | | | | | | | | | | | | | | | | | | | | | | | | | | | | | | | | | | | | | | | | | | | | | | | | | | | | | | | | | | | | | | | | | | |
| <p style="text-align: center;">RESULT STATISTICS FOR THE COLLEGE</p> <table border="1"> <thead> <tr> <th>Category</th> <th>Total</th> <th>Fresh</th> <th>Div.</th> <th>Boys</th> <th>Girls</th> <th>Division</th> <th>%</th> <th>Result</th> <th>With Hold</th> <th>Failed</th> <th>Passed</th> </tr> </thead> <tbody> <tr> <td>Appeared</td> <td>78</td> <td>78</td> <td></td> <td>29</td> <td>49</td> <td>I</td> <td>2</td> <td>By Office W/O</td> <td>0</td> <td>Failed</td> <td>78</td> </tr> <tr> <td>Present</td> <td>57</td> <td>57</td> <td></td> <td>18</td> <td>39</td> <td>II</td> <td>0</td> <td>By Examination W/O</td> <td>0</td> <td>With Examination</td> <td>57</td> </tr> <tr> <td>Pass %</td> <td>73.08</td> <td>73.08</td> <td>100</td> <td>58.23</td> <td>75.00</td> <td>III</td> <td>0</td> <td>By Office Means W/O</td> <td>0</td> <td></td> <td></td> </tr> <tr> <td></td> <td></td> <td></td> <td></td> <td></td> <td></td> <td></td> <td></td> <td>By Enroll No W/O</td> <td>0</td> <td></td> <td></td> </tr> <tr> <td></td> <td></td> <td></td> <td></td> <td></td> <td></td> <td></td> <td></td> <td>By AT&T No W/O</td> <td>5</td> <td></td> <td></td> </tr> </tbody> </table> <p style="text-align: center;">Subjectwise Statistic Of Appeared And Pass % Counts</p> <p>2511 6708 80.77%, 2512 65.76 63.53%, 2534 68.78 87.18%, 2537 64.78 82.05%</p> | | | | | | | | | | | | | Category | Total | Fresh | Div. | Boys | Girls | Division | % | Result | With Hold | Failed | Passed | Appeared | 78 | 78 | | 29 | 49 | I | 2 | By Office W/O | 0 | Failed | 78 | Present | 57 | 57 | | 18 | 39 | II | 0 | By Examination W/O | 0 | With Examination | 57 | Pass % | 73.08 | 73.08 | 100 | 58.23 | 75.00 | III | 0 | By Office Means W/O | 0 | | | | | | | | | | | By Enroll No W/O | 0 | | | | | | | | | | | By AT&T No W/O | 5 | | |
| Category | Total | Fresh | Div. | Boys | Girls | Division | % | Result | With Hold | Failed | Passed | | | | | | | | | | | | | | | | | | | | | | | | | | | | | | | | | | | | | | | | | | | | | | | | | | | | | | | | | | | | | | | | | | | | | | | | | |
| Appeared | 78 | 78 | | 29 | 49 | I | 2 | By Office W/O | 0 | Failed | 78 | | | | | | | | | | | | | | | | | | | | | | | | | | | | | | | | | | | | | | | | | | | | | | | | | | | | | | | | | | | | | | | | | | | | | | | | | |
| Present | 57 | 57 | | 18 | 39 | II | 0 | By Examination W/O | 0 | With Examination | 57 | | | | | | | | | | | | | | | | | | | | | | | | | | | | | | | | | | | | | | | | | | | | | | | | | | | | | | | | | | | | | | | | | | | | | | | | | |
| Pass % | 73.08 | 73.08 | 100 | 58.23 | 75.00 | III | 0 | By Office Means W/O | 0 | | | | | | | | | | | | | | | | | | | | | | | | | | | | | | | | | | | | | | | | | | | | | | | | | | | | | | | | | | | | | | | | | | | | | | | | | | | |
| | | | | | | | | By Enroll No W/O | 0 | | | | | | | | | | | | | | | | | | | | | | | | | | | | | | | | | | | | | | | | | | | | | | | | | | | | | | | | | | | | | | | | | | | | | | | | | | | |
| | | | | | | | | By AT&T No W/O | 5 | | | | | | | | | | | | | | | | | | | | | | | | | | | | | | | | | | | | | | | | | | | | | | | | | | | | | | | | | | | | | | | | | | | | | | | | | | | |



[Handwritten Signature]
 सहायक कुलसचिव (नामांकन)
 संत गाडगे बाबा अमरावती विद्यापीठ

[Handwritten Signature]
 Principal
 Dr. H. N. Sinha College,
 Patur, Dist. Akola

Change Card & Name: 0 202 Dr. H. N. Sinha And Commerce Administration Dept

Roll No: Name of the Candidate: WITH
Subject No: Dr. H. N. Sinha And Sem: Semester

SA1:
SA2:
SA3:
SA4:
SA5:
SA6:
SA7:
SA8:
SA9:
SA10:
SA11:

SA1:
SA2:
SA3:
SA4:
SA5:
SA6:
SA7:
SA8:
SA9:
SA10:
SA11:

Roll No: 202119
Name: Dr. H. N. Sinha
Semester: 4
Year: 2020
Subject: Commerce
Date: 20-08-2022

RESULT STATISTICS FOR THIS COLLEGE

| Category | Total | Pass | Fail | Pass % | Dist % | Division | % | Grade | Remarks |
|----------|-------|-------|------|--------|--------|----------|---|-------------------|---------|
| Approved | 25 | 25 | 0 | 100 | 25 | I | 0 | By Other W/O | 0 |
| Pass | 14 | 14 | 0 | 100 | 11 | II | 0 | At Threshold W/T | 0 |
| Pass % | 48.78 | 48.78 | 0.00 | 75.00 | 44.00 | III | 0 | Below Minimum W/T | 0 |
| | | | | | | | | By Exam No W/T | 0 |
| | | | | | | | | By ATT% No W/A | 1 |

Selection Summary of Approved And Pass % Cases

2021 10 25 25 100% 25 0 0 100% 25 25 25 100% 25 25 25 100% 25 25 25 100% 25 25 25 100%

Failed
Dist %
With Disapproval: 11

[Signature]
 श्रीमान प्रो. (अधीक्षक)
 पत्र संस्थान अखिल भारतीय विश्वविद्यालय

[Signature]
 Dr. H. N. Sinha College,
 Patur, Dist. Akola

College Code & Name : - 0 208 - Dr. H. N. Sinha Arts, Commerce College, Patur

| Roll No. | Name of the Candidate | W/H | Sub1 | Sub2 | Sub3 | Sub4 | Sub5 | Sub6 | Sub7 | Sub8 | Sub9 | Sub10 | Sub11 | Sub12 | Grade | G.P. | Grade | G.P. | Mark Obt. Out Of | Result Remarks |
|----------|-----------------------|---------|------|------|------|------|------|------|------|------|------|-------|-------|-------|-------|------|-------|------|------------------|------------------------|
| PRN No. | Cen CatClg Med Sex | Remarks | | | | | | | | | | | | | | | | | 500 | Sgpa/ Credit /Gr. Div. |

RESULT STATISTICS FOR THE COLLEGE

| Appeared | Total | Fresh | Exm | Boys | Girls | Division | % | Result Withheld | Failure |
|---|-------|-------|-----|-------|-------|----------|---|-------------------|------------------|
| 340 | 340 | 340 | 0 | 208 | 132 | 1st | | By Office W/O | Deleted 0 |
| 336 | 336 | 336 | 0 | 206 | 130 | 2nd | | At Tabulation W/T | With Exemption 0 |
| 98.82 | 98.82 | 98.82 | 0 | 99.03 | 98.48 | 3rd | | Unfair Means W/U | |
| Subjectwise Statistics Of Appeared And Pass % | | | | | | | | By Enroll No W/E | |
| | | | | | | | | By ATKT No W/A | |
| | | | | | | | | By ENV No W/G | |
| | 1022 | 198 | | 197 | | 99.49 | | | |
| | 1024 | 45 | | 45 | | 100.00 | | | |
| | 1112 | 1 | | 1 | | 100.00 | | | |
| | 1001 | 340 | | 336 | | 98.82 | | | |
| | 1011 | 340 | | 337 | | 99.12 | | | |
| | 1052 | 114 | | 112 | | 98.25 | | | |
| | 1021 | 338 | | 335 | | 99.11 | | | |
| | 1025 | 324 | | 321 | | 99.07 | | | |



सहाय्यक कुलसचिव (नामांकन)
संत गाडगे बाबा अमरावती विद्यापीठ



Principal
Dr. H. N. Sinha College,
Patur, Dist. Akola

College Code & Name : - 0 208 - Dr. H. N. Sinha Arts, Commerce College, Patur

| Roll No. | Name of the Candidate | W/H | Sub1 | Sub2 | Sub3 | Sub4 | Sub5 | Sub6 | Sub7 | Sub8 | Sub9 | Sub10 | Sub11 | Sub12 | Grade | G.P. | Grade | G.P. | Mark Obt Out Of | Result Remarks | Sgpa/ Credit /Gr. Div. |
|----------|-----------------------|-----|------|------|------|------|------|------|------|------|------|-------|-------|-------|-------|------|-------|------|-----------------|----------------|------------------------|
|----------|-----------------------|-----|------|------|------|------|------|------|------|------|------|-------|-------|-------|-------|------|-------|------|-----------------|----------------|------------------------|

RESULT STATISTICS FOR THE COLLEGE

| | Total | Fresh | Exm | Boys | Girls | Division | % | Result Withheld | Failure |
|---|-------|-------|-----|------|-------|----------|---|---------------------|------------------|
| Appeared | 188 | 188 | 0 | 116 | 72 | 1st | | By Office W/O 0 | Deleted 0 |
| Pass | 188 | 188 | 0 | 116 | 72 | 2nd | | At Tabulation W/T 0 | With Exemption 0 |
| Pass % | 100 | 100 | 0 | 100 | 100 | 3rd | | Unfair Means W/U 0 | |
| Subjectwise Statistics Of Appeared And Pass % | | | | | | | | By Enroll No W/E 0 | |
| | | | | | | | | By ATKT No W/A 0 | |
| | | | | | | | | By ENV No W/G 0 | |
| | 1001 | 188 | | 188 | | 100.00 | | | |
| | 1011 | 188 | | 188 | | 100.00 | | | |
| | 1052 | 90 | | 90 | | 100.00 | | | |
| | 1021 | 177 | | 177 | | 100.00 | | | |
| | 1025 | 178 | | 178 | | 100.00 | | | |
| | 1022 | 78 | | 78 | | 100.00 | | | |
| | 1024 | 28 | | 28 | | 100.00 | | | |
| | 1113 | 4 | | 4 | | 100.00 | | | |
| | 1112 | 9 | | 9 | | 100.00 | | | |


सहायक कुलसचिव (नामांकन)
संत गाडगे बाबा अमरावती विद्यापीठ


Principal
Dr. H. N. Sinha College,
Patur, Dist. Akola

College Code & Name :- 0 208 - Dr. H. N. Sinha Arts, Commerce College, Patur


| Roll No. | Name of the Candidate | W/H | Sub1 | Sub2 | Sub3 | Sub4 | Sub5 | Sub6 | Sub7 | Sub8 | Sub9 | Sub10 | Sub11 | Sub12 | Grade | G.P. | Grade | G.P. | Mark Obt. Out Of | Sgpa/ Credit /Gr. Div. | Result Remarks |
|----------|------------------------|-----|------|------|------|------|------|------|------|------|------|-------|-------|-------|-------|------|-------|------|------------------|------------------------|------------------------|
| 92081 | GOPAL MADHUKAR WALOKAR | | 1001 | 50 | 15 | B+ A | 7 8 | 1011 | 61 | 19 | A O | 8 10 | 359 | PASS | | | | | | | |
| | REKHA | | 1052 | 60 | 18 | A O | 8 10 | 1021 | 50 | 18 | B+ O | 7 10 | | | | | | | | | |
| | 208 0 208 M M | | 1025 | 54 | 14 | B+ A | 7 8 | | | | | | | | | | | | | | 7.85/20 CGPA : 7.28 |

RESULT STATISTICS FOR THE COLLEGE

| | Total | Fresh | Exm | Boys | Girls | Division | % | Result Withheld | Failure |
|----------|-------|-------|-----|------|-------|----------|-------|-------------------|---------|
| Appeared | 117 | 117 | 0 | 56 | 61 | 1st | 86.32 | By Office W/O | 0 |
| Pass | 117 | 117 | 0 | 56 | 61 | 2nd | 13.67 | At Tabulation W/T | 0 |
| Pass % | 100 | 100 | 0 | 100 | 100 | 3rd | 0 | Unfair Means W/U | 0 |
| | | | | | | | | By Enroll No W/E | 0 |
| | | | | | | | | By ATKT No W/A | 31 |
| | | | | | | | | By ENV No W/G | 15 |
| | | | | | | | | Deleted | 0 |
| | | | | | | | | With Exemption | 0 |

Subjectwise Statistics Of Appeared And Pass %

| | | | |
|------|-----|-----|--------|
| 1052 | 52 | 52 | 100.00 |
| 1112 | 3 | 3 | 100.00 |
| 1113 | 2 | 2 | 100.00 |
| 1001 | 118 | 118 | 100.00 |
| 1011 | 118 | 118 | 100.00 |
| 1021 | 115 | 115 | 100.00 |
| 1022 | 50 | 50 | 100.00 |
| 1025 | 115 | 115 | 100.00 |
| 1024 | 17 | 17 | 100.00 |


सहायक कुलसचिव (नामांकन)
संत गाडगे बाबा अमरावती विद्यापीठ


Principal
Dr. H. N. Sinha College,
Patur, Dist. Akola

College Code & Name :- 0_208 - Dr. H. N. Sinha Arts, Commerce College, Patur


| Roll No. | Name of the Candidate | W/H | Sub1 | Sub2 | Sub3 | Sub4 | Sub5 | Sub6 | Sub7 | Sub8 | Sub9 | Sub10 | Sub11 | Sub12 | Grade | G.P. | Mark Obt. Out Of | Result Remarks |
|----------|-----------------------|---------|---------|-------|------|------|------------------------|------|------|------|------|-------|-------|-------|-------|------|------------------|----------------|
| PRN No. | Cen Cat/Ctg | Med Sex | Remarks | Grade | G.P. | 600 | Sgpa/ Credit /Gr. Div. | | | | | | | | | | | |

RESULT STATISTICS FOR THE COLLEGE

| | Total | Fresh | Exm | Boys | Girls | Division | % | Result Withheld | Failure |
|---|-------|-------|-----|------|-------|----------|---|-------------------|---------|
| Appeared | 55 | 55 | 0 | 31 | 24 | 1st | | By Office W/O | 0 |
| Pass | 54 | 54 | 0 | 31 | 23 | 2nd | | At Tabulation W/T | 1 |
| Pass % | 98.18 | 98.18 | 0 | 100 | 95.83 | 3rd | | Unfair Means W/U | 0 |
| Subjectwise Statistics Of Appeared And Pass % | | | | | | | | By Enroll No W/E | 0 |
| | | | | | | | | By ATKT No W/A | 0 |
| | | | | | | | | By ENV No W/G | 0 |
| | | 1001 | | 55 | 54 | 98.18 | | | |
| | | 1011 | | 55 | 54 | 98.18 | | | |
| | | 3021 | | 55 | 54 | 98.18 | | | |
| | | 3022 | | 55 | 54 | 98.18 | | | |
| | | 3023 | | 55 | 54 | 98.18 | | | |
| | | 3024 | | 55 | 54 | 98.18 | | | |



सहाय्यक कुलसचिव (नामांकन)
संत गाडगे बाबा अमरावती विद्यापीठ


Principal
Dr. H. N. Sinha College,
Patur, Dist. Akola

College Code & Name : - 0 208 - Dr. H. N. Sinha Arts, Commerce College, Patur

| Roll No. | Name of the Candidate | W/H | Sub1 | Sub2 | Sub3 | Sub4 | Sub5 | Sub6 | Sub7 | Sub8 | Sub9 | Sub10 | Sub11 | Sub12 | Grade | G.P. | Grade | G.P. | Mark Obt. Out Of 600 | Sgpa/ Credit /Gr. Div. | Result Remarks |
|-----------|--------------------------|-----|------|------|------|------|------|------|------|------|------|-------|-------|-------|-------|------|-------|------|----------------------|------------------------|----------------|
| 75492 | VISHWDIP RAVINDRA WAKODE | | 1001 | 19 | 08 | | | C | 5 | 1011 | 22 | 10 | B+ | 7 | 355 | | | | | PASS | |
| 192080547 | JIJABAI | | 3041 | 38 | 17 | | | B | 6 | 3042 | 40 | 18 | B | 6 | | | | | | | |
| | 208 0 208 M M | | 3043 | 41 | 19 | | | B+ | 7 | 3044 | 43 | 20 | B+ | 7 | | | | | | 6.5/20 | |
| | | | 3045 | 36 | 24 | | | B+ | 7 | | | | | | | | | | | | |
| 75493 | VITTHAL SAHADEO TAYADE | | 1001 | 32 | 08 | | | A+ | 9 | 1011 | 35 | 10 | O | 10 | 510 | | | | | PASS | |
| 192080548 | ASHA | | 3041 | 64 | 16 | | | A+ | 9 | 3042 | 67 | 18 | A+ | 9 | | | | | | | |
| | 208 0 208 M M | | 3043 | 67 | 18 | | | A+ | 9 | 3044 | 70 | 20 | O | 10 | | | | | | 9.25/20 | |
| | | | 3045 | 51 | 34 | | | A+ | 9 | | | | | | | | | | | | |

RESULT STATISTICS FOR THE COLLEGE

| | Total | Fresh | Exm | Boys | Girls | Division | % | Result Withheld | Failure |
|----------|-------|-------|-----|------|-------|----------|---|---------------------|------------------|
| Appeared | 65 | 65 | 0 | 26 | 39 | 1st | | By Office W/O 0 | Deleted 0 |
| Pass | 65 | 65 | 0 | 26 | 39 | 2nd | | At Tabulation W/T 0 | With Exemption 0 |
| Pass % | 100 | 100 | 0 | 100 | 100 | 3rd | | Unfair Means W/U 0 | |

Subjectwise Statistics Of Appeared And Pass %

| | | | |
|------|----|----|--------|
| 1001 | 65 | 65 | 100.00 |
| 1011 | 65 | 65 | 100.00 |
| 3041 | 65 | 65 | 100.00 |
| 3042 | 65 | 65 | 100.00 |
| 3043 | 65 | 65 | 100.00 |
| 3044 | 65 | 65 | 100.00 |
| 3045 | 65 | 65 | 100.00 |

सहायक कुलसचिव (नामांकन)
संत गाडगे बाबा अमरावती विद्यापीठ

Principal
Dr. H. N. Sinha College,
Patur, Dist. Akola

College Code & Name: - 0 208 - Dr. H. N. Sinha Arts, Commerce College, Patur

| Roll No. | Name of the Candidate | W/H | Sub1 | Sub2 | Sub3 | Sub4 | Sub5 | Sub6 | Sub7 | Sub8 | Sub9 | Sub10 | Sub11 | Sub12 | Grade | G.P. | Grade | G.P. | Mark Obt. Out Of | Result Remarks | Sgpa/ Credit /Gr. | Div. |
|----------|-----------------------|-----|------|------|------|------|------|------|------|------|------|-------|-------|-------|-------|------|-------|------|------------------|----------------|-------------------|------|
|----------|-----------------------|-----|------|------|------|------|------|------|------|------|------|-------|-------|-------|-------|------|-------|------|------------------|----------------|-------------------|------|

RESULT STATISTICS FOR THE COLLEGE

| | Total | Fresh | Exm | Boys | Girls | Division | % | Result Withheld | Failure |
|---|-------|-------|-----|--------|-------|----------|-----|-------------------|----------------|
| Appeared | 47 | 47 | 0 | 25 | 22 | 1st | 100 | By Office W/O | Deleted |
| Pass | 47 | 47 | 0 | 25 | 22 | 2nd | 0 | At Tabulation W/T | With Exemption |
| Pass % | 100 | 100 | 0 | 100 | 100 | 3rd | 0 | Unfair Means W/U | |
| By Enroll No W/E | | | | | | | | | |
| By ATKT No W/A | | | | | | | | | |
| By ENV No W/G | | | | | | | | | |
| Subjectwise Statistics Of Appeared And Pass % | | | | | | | | | |
| | 1001 | 47 | 47 | 100.00 | | | | | |
| | 1011 | 47 | 47 | 100.00 | | | | | |
| | 3061 | 47 | 47 | 100.00 | | | | | |
| | 3062 | 47 | 47 | 100.00 | | | | | |
| | 3063 | 47 | 47 | 100.00 | | | | | |
| | 3068 | 47 | 47 | 100.00 | | | | | |
| | 3069 | 47 | 47 | 100.00 | | | | | |



सहाय्यक कुलसचिव (नामांकन)
संत गाडगे बाबा अमरावती विद्यापीठ


Principal
Dr. H. N. Sinha College,
Patur, Dist. Akola

College Code & Name : 0 208 - Dr. H. N. Sinha Arts, Commerce College, Patur

| roll No. | Name of the Candidate | WHI | Sub1 | Sub2 | Sub3 | Sub4 | Sub5 | Sub6 | Sub7 | Sub8 | Sub9 | Sub10 | Sub11 | Sub12 | Mark Obt. | Aggr. Total | Result | Div |
|------------|-----------------------|---------|------|------|------|------|------|------|------|------|------|-------|-------|-------|-----------|-------------|--------|-----|
| | Mother's Name | Remarks | | | | | | | | | | | | | 550 | | | |
| EnRoll No. | Gen | Cat/Cg | Med | Sex | | | | | | | | | | | | | | |

RESULT STATISTICS FOR THE COLLEGE

| Total | Fresh | Exm | Boys | Girls | Division | % | Result Withheld | Failure |
|---|-------|-----|------|-------|----------|---|-------------------|----------------|
| Appeared | | 0 | | | 1st | | By Office W/O | Deleted |
| Pass | | 0 | | | 2nd | | At Tabulation W/T | With Exemption |
| Pass % | | 0 | | | 3rd | | Unfair Means W/U | |
| Subjectwise Statistics Of Appeared And Pass % | | | | | | | By Enroll No W/E | |
| | | | | | | | By ATKT No W/A | |



सहायक कुलसचिव (नामांकन)
संत गाडगे बाबा अमरावती विद्यापीठ


Principal
Dr. H. N. Sinha College,
Patur, Dist. Akola

College Code & Name : - 0 208 - Dr. H. N. Sinha Arts, Commerce College, Patur


| Roll No. | Name of the Candidate | W/H | Sub1 | Sub2 | Sub3 | Sub4 | Sub5 | Sub6 | Sub7 | Sub8 | Sub9 | Sub10 | Sub11 | Sub12 | Mark Obt. | Aggr Total | Result | Div. |
|-----------|-----------------------|-----|------|------|------|------|------|------|------|------|------|-------|-------|-------|-----------|------------|--------|------|
| 74794 | VRUSHALI RAJIV GIRHE | MTH | 54 | 15 | 54 | 15 | PHY | 72 | 20 | 46 | 414 | PASS | | | | | | |
| 192080636 | INDIRA | ETC | 72 | 20 | 46 | | | | | | | | | | | | | |
| | 208 0208 M F | | | | | | | | | | | | | | | | | |


RESULT STATISTICS FOR THE COLLEGE

| Category | Total | Fresh | Exm | Boys | Girls | Division | % | Result Withheld | Failure |
|----------|-------|-------|-----|------|-------|----------|---|---------------------|------------------|
| Appeared | 114 | 114 | 0 | 47 | 67 | 1st | | By Office W/O 0 | Deleted 0 |
| Pass | 114 | 114 | 0 | 47 | 67 | 2nd | | At Tabulation W/T 0 | With Exemption 0 |
| Pass % | 100 | 100 | 0 | 100 | 100 | 3rd | | Unfair Means W/U 0 | |
| | | | | | | | | By Enroll No W/E 0 | |
| | | | | | | | | By ATKT No W/A 0 | |

Subjectwise Statistics Of Appeared And Pass %

| | | | |
|-----|----|----|--------|
| CHE | 59 | 59 | 100.00 |
| BOT | 29 | 29 | 100.00 |
| ZOO | 34 | 34 | 100.00 |
| MTH | 41 | 41 | 100.00 |
| PHY | 55 | 55 | 100.00 |
| IFT | 15 | 15 | 100.00 |
| CPS | 32 | 32 | 100.00 |
| MCB | 45 | 45 | 100.00 |
| EVS | 10 | 10 | 100.00 |
| ETC | 22 | 22 | 100.00 |


सहाय्यक कुलसचिव (नामांकन)
पं. नारायण बाबा अमरावती विद्यापीठ


Principal
Dr. H. N. Sinha College,
Patur, Dist. Akola

College Code & Name :- 0208 - Dr. H. N. Sinha Arts, Commerce College, Patur

| Roll No. | Name of the Candidate | W/T | Sub1 | Sub2 | Sub3 | Sub4 | Sub5 | Sub6 | Sub7 | Sub8 | Sub9 | Sub10 | Sub11 | Sub12 | Mark Obt. | Aggr Total | Result | Div. |
|----------|-----------------------|-----|---------|------|------|------|------|------|------|------|------|-------|-------|-------|-----------|------------|--------|------|
| | | | Remarks | | | | | | | | | | | | 450 | | | |

RESULT STATISTICS FOR THE COLLEGE

| | Total | Fresh | Exm | Boys | Girls | Division | % | Result Withheld | Failure |
|----------|-------|-------|-----|------|-------|----------|-------|---------------------|------------------|
| Appeared | 131 | 131 | 0 | 51 | 80 | 1st | 98.47 | By Office W/O 0 | Deleted 0 |
| Pass | 130 | 130 | 0 | 51 | 79 | 2nd | 0.76 | At Tabulation W/T 0 | With Exemption 0 |
| Pass % | 99.23 | 99.23 | 0 | 100 | 98.75 | 3rd | 0 | Unfair Means W/U 0 | |
| | | | | | | | | By Enroll No W/E 0 | |
| | | | | | | | | By ATKT No W/A 12 | |

Subjectwise Statistics Of Appeared And Pass %

| | | | |
|-----|----|----|--------|
| MTH | 42 | 42 | 100.00 |
| PHY | 66 | 66 | 100.00 |
| IFT | 14 | 14 | 100.00 |
| CHE | 65 | 64 | 98.46 |
| ZOO | 33 | 33 | 100.00 |
| MCB | 48 | 47 | 97.92 |
| CPS | 42 | 42 | 100.00 |
| ETC | 34 | 34 | 100.00 |
| BOT | 32 | 32 | 100.00 |
| EVS | 17 | 16 | 94.12 |



Principal
Dr. H. N. Sinha College,
Patur, Dist. Akola

सहाय्यक कुलसचिव (नामांकन)
संत गाडगे बाबा अमरावती विद्यापीठ

Self-Check Data Approval Statement

MAHARATI... 2023-2024

Date: 10/10/2023
Page No: 1/1

Design Code & Name: 200 Dr. H.N. Sinha Arts & Commerce College, Patil

| Roll No | Name of the Candidate | W 11 | Sub1 | Sub2 | Sub3 | Sub4 | Sub5 | Sub6 | Sub7 | Sub8 | Sub9 | Sub10 | Sub11 | Sub12 | Mark Ob | Result |
|---------|-----------------------------|------|------|------|------|------|------|------|------|------|------|-------|-------|-------|---------|--------|
| 1001 | TEJASWINI VIKRANT ATTARWAR | 10 | 65 | 10 | 10 | 10 | 10 | 10 | 10 | 10 | 10 | 10 | 10 | 10 | 10 | 10 |
| 1002 | VAISHALI BHADRAKOLAR PATIL | 10 | 70 | 10 | 10 | 10 | 10 | 10 | 10 | 10 | 10 | 10 | 10 | 10 | 10 | 10 |
| 1003 | VAISHNAVI BHADRAKOLAR PATIL | 10 | 55 | 10 | 10 | 10 | 10 | 10 | 10 | 10 | 10 | 10 | 10 | 10 | 10 | 10 |
| 1004 | VISHAL ANANTHODI DUDALE | 10 | 75 | 10 | 10 | 10 | 10 | 10 | 10 | 10 | 10 | 10 | 10 | 10 | 10 | 10 |
| 1005 | YASHASWI RAJESHWARI CHAVAN | 10 | 77 | 10 | 10 | 10 | 10 | 10 | 10 | 10 | 10 | 10 | 10 | 10 | 10 | 10 |

RESULT STATISTICS FOR THE COLLEGE

| Appoint | Total | Specd | Emt | Boys | Girls | Division | % |
|---------|-------|-------|-----|------|-------|----------|---|
| 100 | 100 | 0 | 0 | 50 | 50 | 1 | 0 |
| 100 | 100 | 0 | 0 | 50 | 50 | 1 | 0 |
| 100 | 100 | 0 | 0 | 100 | 100 | 1 | 0 |

Subjwise Statistic Of Approved And Pass % Cases

2011: 75% 100.00%, 2012: 75% 100.00%, 2013: 75% 100.00%, 2014: 75% 100.00%

2015: 75% 100.00%, 2016: 75% 100.00%, 2017: 75% 100.00%, 2018: 75% 100.00%

- Result Verified
- By COLLEGE
- By TENDRAN
- By ANCE
- By ANCE
- By ANCE

Failure Deleted With Exception: 0

[Signature]

Principal
Dr. H. N. Sinha College,
Patil, Dist. Akola

महाराष्ट्र शासन (शिक्षण) विभाग
अहमदाबाद

College Code & Name: 0206 Dr. H.N. Sinha Arts, Commerce & Mahavidyalaya, Patil

| Roll No | Name of the Candidate | W/H | Mark Obt | Result | | | | | | | | | | | | | | | | | |
|---------|-----------------------|-----|----------|--------|---------|------|------|------|------|------|------|------|------|------|-------|-------|-------|---------|--------|-----------------|-----|
| Roll No | Can | Clg | Med | Sex | Remarks | Sub1 | Sub2 | Sub3 | Sub4 | Sub5 | Sub6 | Sub7 | Sub8 | Sub9 | Sub10 | Sub11 | Sub12 | Remarks | Cr_GTS | Signs/Credit/Gr | Div |

RESULT STATISTICS FOR THE COLLEGE

| | Total | Fresh | Exam | Boys | Girls | Division | % | Result Withheld | Failure |
|----------|--------|--------|------|--------|--------|----------|---|-------------------|---------|
| Appeared | 28 | 28 | 0 | 4 | 24 | I | 0 | By Office W/O | 0 |
| Pass | 28 | 28 | 0 | 4 | 24 | II | 0 | At Tabulation W/T | 0 |
| Pass-% | 100.00 | 100.00 | 0.00 | 100.00 | 100.00 | III | 0 | Unfair Means W/U | 0 |
| | | | | | | | | By Enroll No W/E | 0 |
| | | | | | | | | By ATKT No W/A | 0 |
| | | | | | | | | Deleted | 0 |
| | | | | | | | | With Exemption | 0 |

Subjectwise Statistics Of Appeared And Pass % Counts

2111: 28/28 100.00%, 2112: 28/28 100.00%, 2113: 28/28 100.00%, 2114: 28/28 100.00%, 3003: 28/28 100.00%, 3004: 28/28 100.00%


 सहायक कुलसचिव (नामांकन) Dr. H.N. Sinha College
 संत गाडगे बाबा अमरावती विद्यापीठ Patil, Dist. Akola

Sri Gadge Baba Amravati University

Tabulation Register

M. SC. (CHEMISTRY) SEMESTER-IV (CBCS) (NEW) Summer 2021

Date 27-09-2021
Page No 07

College Code & Name: 0 208 Dr.H.N.Sinha Arts, Commerce Mahavidyalaya, Patur

| Roll No | Name of the Candidate | | W/H | | | | | | | | | Mark Obt | Result | | | | | | |
|-----------|-----------------------|--------|-----|-----|---------|------|------|------|------|------|------|----------|--------|------|-------|-------|-------|---------------------|-----|
| Enroll No | Gen | Ca/Ctg | Med | Sex | Remarks | Sub1 | Sub2 | Sub3 | Sub4 | Sub5 | Sub6 | Sub7 | Sub8 | Sub9 | Sub10 | Sub11 | Sub12 | Tot-Crds/Cgpa/Cg-Cr | Div |

RESULT STATISTICS FOR THE COLLEGE

| | Total | Presb | Exm | Boys | Girls | Division | % | Result WithHeld | Failure |
|----------|--------|--------|------|--------|--------|----------|---|-------------------|----------------|
| Appeared | 24 | 24 | 0 | 12 | 12 | I | 0 | By Office W/O | Deleted |
| Pass | 24 | 24 | 0 | 12 | 12 | II | 0 | At Tabulation W/T | With Exemption |
| Pass-% | 100.00 | 100.00 | 0.00 | 100.00 | 100.00 | III | 0 | Unfair Means W/U | |
| | | | | | | | | By Enroll No W/E | |
| | | | | | | | | By ATKT No W/A | 3 |

Subjectwise Statistics Of Appeared And Pass % Counts

2141: 24/24 100.00%, 2142: 24/24 100.00%, 2145: 24/24 100.00%, 2146: 24/24 100.00%, 3007: 24/24 100.00%, 3008: 24/24 100.00%

[Signature]

[Signature]
Principal,
Dr.H.N. Sinha College
Patur, Dist. Akola

सहायक कुलसचिव (नामांकन);
संत गाडगे बाबा अमरावती विद्यापीठ

2141: Spectroscopy-II 2142: General Analytical C. 2145: Organic Chemistry(Or.2143: Inorganic Chemistry(2146: Industrial Chemistr.2147: Physical Chemistry-I.2151: Analytical Chemistry.
2148: Physical Chemistry-I.2152: Analytical Chemistry.2144: Inorganic Chemistry(2015: Digital Image Proce.2146: Organic Chemistry (Na.2150: Industrial Chemistry.3007: Lab-VII
3008: Project

B.A. PART-I (SEMESTER-I) Summer 2020

College Code & Name: - 208 - Dr. H. N. Sinha Arts, Commerce College, Patur

Roll No. Name of the Candidate W/H Sub1 Sub2 Sub3 Sub4 Sub5 Sub6 Sub7 Sub8 Sub9 Sub10 Sub11 Sub12
 Mother's Name Remarks
 PRN No. Cen. Cat/Clg. Med. Sex

Mark Obt. Out Of 500
 Sigpal/ Credit /Gr
 Div.

Grade G.P. G.P. G.P.

RESULT STATISTICS FOR THE COLLEGE

| Total | Fresh | Exm | Boys | Girls | Division % | | | Result Withheld | Failure |
|--------------|-------|-----|-------|-------|------------|-----|-----|------------------|---------|
| | | | | | 1st | 2nd | 3rd | | |
| Appeared 303 | 303 | 0 | 185 | 118 | 118 | 118 | 0 | Deleted 0 | |
| Pass 302 | 302 | 0 | 184 | 118 | 118 | 118 | 0 | With Exemption 0 | |
| Pass % 99.67 | 99.67 | 0 | 99.45 | 100 | 100 | 100 | 0 | | |

Subjectwise Statistics Of Appeared And Pass %

| | | | |
|------|-----|-----|--------|
| 1021 | 289 | 289 | 100.00 |
| 1022 | 121 | 121 | 100.00 |
| 1024 | 35 | 35 | 100.00 |
| 1112 | 10 | 10 | 100.00 |
| 1001 | 304 | 303 | 99.67 |
| 1011 | 304 | 303 | 99.67 |
| 1052 | 159 | 159 | 100.00 |
| 1113 | 9 | 8 | 88.89 |
| 1025 | 289 | 288 | 99.65 |



सहायक कुलसचिव (नामांकन)
 संत गाडगे बाबा अमरावती विद्यापीठ



Principal
 Dr. H. N. Sinha College,
 Patur, Dist. Akola

Sant Gadge Baba Amravati University

Tabulation Register
B.A. PART-II(SEMESTER-IV) Summer 2020Date 31/08/2020
Page No 28

College Code & Name : - 0 208 - Dr. H. N. Sinha Arts, Commerce College, Patur


| Roll No. | Name of the Candidate | W/H | Sub1 | Sub2 | Sub3 | Sub4 | Sub5 | Sub6 | Sub7 | Sub8 | Sub9 | Sub10 | Sub11 | Sub12 | Grade | G.P. | Grade | G.P. | Mark Obt. Out Of 500 | Result Remarks |
|----------|-----------------------|-----|------|------|------|------|------|------|------|------|------|-------|-------|-------|-------|------|-------|------|----------------------|----------------|
|----------|-----------------------|-----|------|------|------|------|------|------|------|------|------|-------|-------|-------|-------|------|-------|------|----------------------|----------------|


RESULT STATISTICS FOR THE COLLEGE

| | Total | Fresh | Exm | Boys | Girls | Division | % | Result Withheld | Failure |
|----------|-------|-------|-----|-------|-------|----------|---|-------------------|---------|
| Appeared | 149 | 149 | 0 | 68 | 81 | 1st | | By Office W/O | 0 |
| Pass | 145 | 145 | 0 | 66 | 79 | 2nd | | At Tabulation W/T | 1 |
| Pass % | 97.31 | 97.31 | 0 | 97.05 | 97.53 | 3rd | | Unfair Means W/U | 0 |
| | | | | | | | | By Enroll No W/E | 0 |
| | | | | | | | | By ATKT No W/A | 0 |
| | | | | | | | | By ENV No W/G | 0 |
| | | | | | | | | Deleted | 0 |
| | | | | | | | | With Exemption | 3 |

Subjectwise Statistics Of Appeared And Pass %

| | | | |
|------|-----|-----|--------|
| 1001 | 149 | 147 | 98.66 |
| 1011 | 149 | 148 | 99.33 |
| 1021 | 141 | 140 | 99.29 |
| 1022 | 61 | 61 | 100.00 |
| 1025 | 139 | 137 | 98.56 |
| 1052 | 74 | 73 | 98.65 |
| 1113 | 4 | 4 | 100.00 |
| 1112 | 4 | 4 | 100.00 |
| 1024 | 23 | 23 | 100.00 |
| 1023 | 1 | 0 | 0.00 |


सहायक कुलसचिव (नामांकन)
शंल गाडगे बाबा अमरावती विद्यापीठ


Principal
Dr. H. N. Sinha College,
Patur, Dist. Akola

1001 ENGLISH 1011 MARATHI 1012 HINDI 1013 SUPPLEMENTARY ENGLISH 1014 URDU 1015 SANSKRIT 1016 PALI & PRAKRIT 1021 HISTORY 1022 ECONOMICS 1023 PHILOSOPHY 1024 SOCIOLOGY 1025 POLITICAL SCIENCE 1026 COMMUNITY DEVELOPMENT & EXTENSION 1027 CO-OPERATION 1028 RASHTRA SANT TUKDOJI THOUGHTS 1029 FOUNDATION OF LIBRARY & INFORMATION SCIENCE 1030 HUMAN RIGHT 1031 RURAL DEVELOPMENT 1032 FUNCTIONAL HINDI 1034 PUBLIC ADMINISTRATION 1051 ENGLISH LITERATURE 1052 MARATHI LITERATURE 1053 HINDI LITERATURE 1054 URDU LITERATURE 1055 PALI & PRAKRIT LITERATURE 1056 SANSKRIT LITERATURE 1057 PERSIAN LITERATURE 1111 GEOGRAPHY 1112 INDIAN MUSIC 1113 HOME ECONOMICS 1114 PSYCHOLOGY 1115 FUNCTIONAL ENGLISH 1116 EARLY CHILDHOOD CARE AND EDUCATION 1117 RURAL HANDICRAFT 1118 FOOD TECHNOLOGY 1119 APPAREL & TEXTILE DESIGNING 1120 YOGASHASTRA 1121 STATISTICS 1180 ENVIRONMENTAL STUDIES

College Code & Name :- 0_208 - Dr. H. N. Sinha Arts, Commerce College, Patur

| Roll No. | Name of the Candidate | W/H | Sub1 | Sub2 | Sub3 | Sub4 | Sub5 | Sub6 | Sub7 | Sub8 | Sub9 | Sub10 | Sub11 | Sub12 | Grade | G.P. | Grade | G.P. | 500 | Signat | Credit /Gr | Div. | Mark Obt | Result | Out Of | Remarks |
|----------|-----------------------|-----|------|------|------|------|------|------|------|------|------|-------|-------|-------|-------|------|-------|------|-----|--------|------------|------|----------|--------|--------|---------|
|----------|-----------------------|-----|------|------|------|------|------|------|------|------|------|-------|-------|-------|-------|------|-------|------|-----|--------|------------|------|----------|--------|--------|---------|

RESULT STATISTICS FOR THE COLLEGE


| | Total | Fresh | Exm | Boys | Girls | Division | % |
|----------|-------|-------|-----|------|-------|----------|-------|
| Appeared | 109 | 109 | 0 | 40 | 69 | 1st | 93.57 |
| Pass | 102 | 102 | 0 | 37 | 65 | 2nd | 0 |
| Pass % | 93.57 | 93.57 | 0 | 92.5 | 94.20 | 3rd | 0 |

Subjectwise Statistics Of Appeared And Pass %

| | | | |
|------|-----|-----|--------|
| 1001 | 109 | 104 | 95.41 |
| 1011 | 109 | 104 | 95.41 |
| 1052 | 63 | 61 | 96.83 |
| 1112 | 8 | 8 | 100.00 |
| 1024 | 28 | 26 | 92.86 |
| 1022 | 29 | 27 | 93.10 |
| 1113 | 14 | 13 | 92.86 |
| 1021 | 91 | 86 | 94.51 |
| 1025 | 94 | 90 | 95.74 |



सहाय्यक कुलसचिव (आगांकन)
संत गाडगे बाबा अमरावती विद्यापीठ


Principal
Dr. H. N. Sinha College,
Patur, Dist. Akola

College Code & Name : - 0 208 - Dr. H. N. Sinha Arts, Commerce College, Patur


| Roll No. | Name of the Candidate | W/H | Sub1 | Sub2 | Sub3 | Sub4 | Sub5 | Sub6 | Sub7 | Sub8 | Sub9 | Sub10 | Sub11 | Sub12 | Mark Obt. | Aggr Total | Result | Div. | |
|----------------------|-----------------------|--------|----------|------|---------|------|------|------|------|------|------|-------|-------|-------|-----------|------------|--------|------|--|
| EnRoll No. | Cen | CatClg | Med | Sex | Remarks | | | | | | | | | | 600 | | | | |
| 92081 | DIVYA GANESH KAWALE | | 1001 | | | | | | | | | | | | | | | | |
| 192080570 | JYOTI | | 3021 | | 52 | 17 | | 1011 | 55 | 19 | | | | | 437 | | PASS | | |
| | 208 0 208 M F | | 3023 | | 54 | 18 | | 3022 | 54 | 18 | | | | | | | | | |
| | ORG-INC 5 REM-INC 5 | | | | 54 | 18 | | 3024 | 44 | | 29 | | | | | | 7.85 | | |
| Previous Sem Marks - | | | 385 /600 | | 64.17% | | | | | | | | | | | | | | |

RESULT STATISTICS FOR THE COLLEGE

| | Total | Fresh | Exm | Boys | Girls | Division | % | Result Withheld | Failure |
|---|-------|-------|-----|------|-------|----------|---|-------------------|---------|
| Appeared | 85 | 85 | 0 | 34 | 51 | 1st | | By Office W/O | 0 |
| Pass | 85 | 85 | 0 | 34 | 51 | 2nd | | At Tabulation W/T | 0 |
| Pass % | 100 | 100 | 0 | 100 | 100 | 3rd | | Unfair Means W/U | 0 |
| Subjectwise Statistics Of Appeared And Pass % | | | | | | | | By Enroll No W/E | 0 |
| | | | | | | | | By ATKT No W/A | 0 |
| | | | | | | | | Deleted | 0 |
| | | | | | | | | With Exemption | 0 |

| | | | |
|------|----|----|--------|
| 1001 | 85 | 85 | 100.00 |
| 1011 | 85 | 85 | 100.00 |
| 3021 | 85 | 85 | 100.00 |
| 3022 | 85 | 85 | 100.00 |
| 3023 | 85 | 85 | 100.00 |
| 3024 | 85 | 85 | 100.00 |


सहाय्यक कुलसचिव (नामांकन)
संत गाडगे बाबा अमरावती विद्यापीठ


Principal
Dr. H. N. Sinha College,
Patur, Dist. Akola

College Code & Name - 0 208 - Dr. H.N. Sinha Arts, Commerce College, Patur


| Roll No. | Name of the Candidate | W/H | Sub 1 | Sub 2 | Sub 3 | Sub 4 | Sub 5 | Sub 6 | Sub 7 | Sub 8 | Sub 9 | Sub 10 | Sub 11 | Sub 12 | Mark Obj | Aggr Total | Result | Div. |
|-----------|-----------------------|-----|-------|-------|-------|-------|-------|-------|-------|-------|-------|--------|--------|--------|----------|------------|--------|------|
| 74888 | VITTHAL RAJU GHEGHATE | | ENG | 26 | 08 | | | | | | | | | | | | | |
| 192080635 | SANGITA | | MTH | 41 | 14 | | 41 | 15 | PHY | 27 | 09 | | | | 415 | | PASS | |
| | 208 0 208 M M | | ETC | 57 | 20 | 38 | | | | | | | | | 345 | | | |
| | ORG-INC 5 REM-INC 5 | | | | | | | | | | | | | | | | | |
| | Previous Sem Marks - | | | | | | | | | | | | | | | | | |
| 74889 | VRUSHALI RAJIV GIRHE | | ENG | 28 | 09 | | | | | | | | | | | | | |
| 192080636 | INDIRA | | MTH | 41 | 13 | | 44 | 15 | PHY | 28 | 09 | | | | 421 | | PASS | |
| | 208 0 208 M F | | ETC | 58 | 20 | 39 | | | | | | | | | 347 | | | |
| | Previous Sem Marks - | | | | | | | | | | | | | | | | | |
| | 256/450 | | | | | | | | | | | | | | | | | |
| | 56.89% | | | | | | | | | | | | | | | | | |


RESULT STATISTICS FOR THE COLLEGE

| | Total | Fresh | Exm | Boys | Girls | Division | % | Result Withheld | Failure |
|----------|-------|-------|-----|-------|-------|----------|---|-------------------|---------|
| Appeared | 110 | 110 | 0 | 45 | 65 | 1st | | By Office W/O | 0 |
| Pass | 109 | 109 | 0 | 44 | 65 | 2nd | | At Tabulation W/T | 1 |
| Pass % | 99.09 | 99.09 | 0 | 97.77 | 100 | 3rd | | Unfair Means W/U | 0 |
| | | | | | | | | By Enroll No W/E | 0 |
| | | | | | | | | By ATKT No W/A | 0 |

Subjectwise Statistics Of Appeared And Pass %

| | | | |
|-----|-----|-----|--------|
| ENG | 110 | 109 | 99.09 |
| MAR | 104 | 103 | 99.04 |
| CHE | 60 | 60 | 100.00 |
| ZOO | 34 | 34 | 100.00 |
| MCB | 45 | 45 | 100.00 |
| URD | 6 | 6 | 100.00 |
| BOT | 28 | 28 | 100.00 |
| PHY | 50 | 49 | 98.00 |
| CPS | 29 | 29 | 100.00 |
| ETC | 22 | 21 | 95.45 |
| EVS | 13 | 13 | 100.00 |
| IFT | 13 | 13 | 100.00 |
| MTH | 36 | 35 | 97.22 |


 सहायक कुसलसिख (नामांकन)
 संत गाडगे बाबा अमरावती विद्यापीठ


 Principal,
 Dr.H.N. Sinha College
 Patur, Dist. Akola

APC Apiculture BCM Biochemistry BFM Bio Informatics BOT Botany BSP Biological Tech AND SpecPrep BTC Bio Technology CHE Chemistry CPA Computer Application CPM Computer Maintenance CPS Computer Science CPV Computer Application ENG English ETC Electronic (Instrumentation) EVS Environmental Science FIS Fisheries FPT FOOD PROCESSING & TECHNOLOGY FRS Forensic Science FSC Food Science GGG Geology GGP Geography HIN Hindi ICI Industrial Chemistry IFF Industrial Fish AND Fisheries IFT Information Technology IMB Industrial Microbiology INC Industrial Chemistry INT Instrumentation MAR Marathi MCB Microbiology MTH Mathematics PAP Pali AND Prakrit PCH Petrochemical Science PHY Physics SDT Seed Technology SNS Sanskrit SPE Supplementary English STS Statistics URD Urdu ZOO Zoology

Tabulation Register

B SC PART-III (SEMESTER - VI) Summer 2020

Date 21-11-2020
Page No 502

College Code & Name 0 208 Dr H.N Sinha Arts, Commerce Mahavidyalaya, Patur

| Roll No | Name of the Candidate | | | W/H | | | | | | | | | | | | Mark Obt | Agg Total | Result | Remarks |
|------------|-----------------------|-----|-----|-----|-----|---------|------|------|------|------|------|------|------|------|------|----------|-----------|--------|---------|
| En-Roll No | Gen | Cat | Clg | Med | Sex | Remarks | Sub1 | Sub2 | Sub3 | Sub4 | Sub5 | Sub6 | Sub7 | Sub8 | Sub9 | Sub10 | Sub11 | Sub12 | Out Of |

RESULT STATISTICS FOR THE COLLEGE

| Appeared | Total | Fresh | Exam | Boys | Girls | Division | % | Result WithHeld | Failure |
|----------|-------|-------|------|--------|-------|----------|----|-------------------|---------|
| 142 | 142 | 142 | 0 | 56 | 86 | I | 27 | By Office W/O | 0 |
| 138 | 138 | 138 | 0 | 56 | 82 | II | 2 | At Tabulation W/T | 0 |
| 97.18 | 97.18 | 97.18 | 0.00 | 100.00 | 95.35 | III | 0 | Unfair Means W/U | 0 |
| | | | | | | | | By Enroll No W/E | 0 |
| | | | | | | | | By ATKT No W/A | 100 |
| | | | | | | | | Deleted | 0 |
| | | | | | | | | With Exemption | 4 |

Subjectwise Statistics Of Appeared And Pass % Counts

BOT Botany: 54/54 100.00%, CHE Chemistry: 71/73 97.26%, CPS Computer Science: 40/40 100.00%, ETC Electronics (Inst: 29/29 100.00%, EVS Environmental Scien: 13/13 100.00%, IFT Information Technol: 18/18 100.00%, MCB Microbiology: 35/36 97.22%, MTH Mathematics: 51/51 100.00%, PHY Physics: 08/09 98.53%, ZOO Zoology: 40/43 93.02%

[Signature]
सहायक कुलसचिव (अभ्यास)
सेत गाडगे बाबा अमरावती

[Signature]
Principal
Dr. H. N. Sinha College,
Patur, Dist. Akola

Tabulation Register

M.S. STATE BOARD PART I SEMESTER II Summer 2020

Date: 21/06/2020
Page No: 1/3

College/Center Name: Dr. H. N. Sinha Arts & Commerce College, Patur


| SN. No | Name of the Candidate | W/N | Cat | Cul | Clg | Med | Sex | Remarks | Sub1 | Sub2 | Sub3 | Sub4 | Sub5 | Sub6 | Sub7 | Sub8 | Sub9 | Sub10 | Sub11 | Sub12 | Mark Obt | Result | Grp. No | Remarks | Gr_GIS | Signa Credit Gr | Dir |
|--------|-----------------------|-----|-----|-----|-----|-----|-----|---------|------|------|------|------|------|------|------|------|------|-------|-------|-------|----------|--------|---------|---------|--------|-----------------|-----|
| | | | | | | | | | | | | | | | | | | | | | | | | | | | |


RESULT STATISTICS FOR THE COLLEGE

| | Total | Fresh | Exam | Boys | Girls | Division | % | Result Withheld | Failure |
|----------|-------|-------|------|-------|-------|----------|---|-------------------|---------|
| Appeared | 49 | 49 | 0 | 22 | 27 | I | 0 | By Office W/O | 0 |
| Pass | 43 | 43 | 0 | 20 | 23 | II | 0 | At Tabulation W/T | 0 |
| Pass-% | 87.76 | 87.76 | 0.00 | 90.91 | 85.19 | III | 0 | Unfair Means W/U | 0 |
| | | | | | | | | By Enroll No W/T | 0 |
| | | | | | | | | By ATKT No W/A | 0 |
| | | | | | | | | With Exemption | 0 |

Subjectwise Statistic Of Appeared And Pass % Counts

2511: 43/49 87.76%, 2512: 43/49 87.76%, 2515: 43/49 87.76%, 2518: 43/49 87.76%


 सहाय्यक कुलसचिव (नामांकन)
 संन गाडगे बाबा शमरावती विद्यापीठ


 Principal
 Dr. H. N. Sinha College,
 Patur, Dist. Akola

College Code & Name 0 208 Dr H N Sinha Arts & Commerce College, Patur.


| Roll No | Name of the Candidate | | W/H | | | | | | | | | Mark Obt | Result | | | | | | |
|-----------|-----------------------|---------|-----|-----|---------|------|------|------|------|------|------|----------|--------|------|-------|-------|-------|---------------------|-----|
| Enroll No | Con | Cat/Clg | Med | Sex | Remarks | Sub1 | Sub2 | Sub3 | Sub4 | Sub5 | Sub6 | Sub7 | Sub8 | Sub9 | Sub10 | Sub11 | Sub12 | Tot-Crnt/Cgpa/cg-Gr | Div |

RESULT STATISTICS FOR THE COLLEGE

| | Total | Fresh | Exam | Boys | Girls | Division | % | Result WithHeld | Failure |
|----------|-------|-------|------|-------|-------|----------|----|-------------------|---------|
| Appeared | 36 | 36 | 0 | 18 | 18 | I | 11 | By Office W/O | 0 |
| Pass | 30 | 30 | 0 | 17 | 13 | II | 0 | At Tabulation W/T | 1 |
| Pass-% | 83.33 | 83.33 | 0.00 | 94.44 | 72.22 | III | 0 | Unfair Means W/U | 0 |
| | | | | | | | | By Enroll No W/E | 0 |
| | | | | | | | | By ATKT No W/A | 10 |
| | | | | | | | | Deleted | 0 |
| | | | | | | | | With Exemption | 5 |

Subjectwise Statistics Of Appeared And Pass % Counts

2531: 30/36 83.33%, 2532: 30/36 83.33%, 2534: 30/36 83.33%, 2537: 30/36 83.33%


सहाय्यक कुलसचिव (नामांकन)
शंत गाडगे बाबा अमरावती विद्यापीठ


Principal
Dr. H. N. Sinha College,
Patur, Dist. Akola

College Code & Name: 0 208 Dr. H.N. Sinha Arts, Commerce Mahavidyalaya, Patur

| Roll No. | Name of the Candidate | W/H | | | | | Mark Obt. | Result |
|-------------------|-----------------------------------|---|--|----------------------|----------------------|----------------|----------------------------|---|
| Enr. Roll No. | Can. Cat. Clg. Med. Sex - Remarks | Sub1 Sub3 Sub5 Sub7 Sub9 Sub11 | Sub2 Sub4 Sub6 Sub8 Sub10 Sub12 | | | | | Remarks Cr_GIS Sgpa/Credit/Gr Div |
| 75321 | SHUBHAM PRAKASH SHEWALKAR | 2111 55 19 2113 57 20 3003 61 | 2112 55 19 2114 57 20 3004 61 | BB 8 BB 8 BC 7 | BB 8 BB 8 BC 7 | 19 20 61 | BB 8 BB 8 BC 7 3 424 | 7.87 23 BB Odd: 318 / 600 / 53.00 / pr 302 / 500 / 60.40 |
| 75322 | SUNIL PRALHAD GADGE | 2111 54 19 2113 54 19 3003 59 | 2112 54 19 2114 54 19 3004 59 | BB 8 BB 8 CC 6 | BB 8 BB 8 CC 6 | 19 19 59 | BB 8 BB 8 CC 6 3 410 | 7.74 23 BB Odd: 298 / 600 / 49.67 / pr 292 / 500 / 58.40 |
| 75323 152421 | SURENDRA SHANTARAM SIRSAT | 2111 60 20 2113 60 20 3003 64 | 2112 60 20 2114 60 20 3004 64 | AB 9 AB 9 BC 7 | AB 9 AB 9 BC 7 | 20 20 64 | AB 9 AB 9 BC 7 3 448 | 8.74 23 AB Odd: 354 / 600 / 59.00 / pr 320 / 500 / 64.00 |
| 75324 15205547 | SWARNIL GOVINDA UMALE | 2111 33 18 2113 33 18 3003 41 | 2112 33 18 2114 33 18 3004 41 | CD 5 CD 5 DD 4 | CD 5 CD 5 DD 4 | 18 18 41 | CD 5 CD 5 DD 4 3 286 | 4.87 23 DD Odd: 66 / 600 / 11.00 / pr 204 / 500 / 40.80 |

RESULT STATISTICS FOR THE COLLEGE

| | Total | Fresh | Earn | Boys | Girls | Division | % | Result WithHeld | Failure Deleted | With Exemption |
|----------|--------|--------|------|--------|--------|----------|---|-------------------|-----------------|----------------|
| Appeared | 25 | 25 | 0 | 11 | 14 | I | 0 | By Office W/O | 0 | 0 |
| Pass | 25 | 25 | 0 | 11 | 14 | II | 0 | At Tabulation W/T | 0 | 0 |
| Pass- % | 100.00 | 100.00 | 0.00 | 100.00 | 100.00 | III | 0 | Unfair Means W/U | 0 | 0 |
| | | | | | | | | By Enroll No W/E | 0 | |
| | | | | | | | | By AITET No W/A | 0 | |

Subjectwise Statistics Of Appeared And Pass % Counts

2111: 25/25 100.00%, 2112: 25/25 100.00%, 2113: 25/25 100.00%, 2114: 25/25 100.00%, 3003: 25/25 100.00%, 3004: 25/25 100.00%,

सहाय्यक कुलसचिव (नामांकनी)
दल गडगे बाबा अमरावती विद्यापीठPrincipal
Dr. H. N. Sinha College,
Patur, Dist. Akola

College Code & Name : - 0 208 - Dr. H. N. Sinha Arts, Commerce College, Patur

| Roll No. | Name of the Candidate | W/H | Sub1 | Sub2 | Sub3 | Sub4 | Sub5 | Sub6 | Sub7 | Sub8 | Sub9 | Sub10 | Sub11 | Sub12 | Grade | G.P. | Grade | G.P. | Mark Obt. Out Of | 500 | Result Remarks | Sgpa/ Credit /Gr. Div. |
|----------|-----------------------|-----|------|------|------|------|------|------|------|------|------|-------|-------|-------|-------|------|-------|------|------------------|-----|----------------|------------------------|
|----------|-----------------------|-----|------|------|------|------|------|------|------|------|------|-------|-------|-------|-------|------|-------|------|------------------|-----|----------------|------------------------|

RESULT STATISTICS FOR THE COLLEGE

| | Total | Fresh | Exm | Boys | Girls | Division | % | Result Withheld | Failure |
|---|-------|-------|-----|-------|-------|----------|---|-------------------|---------|
| Appeared | 300 | 300 | 0 | 161 | 139 | 1st | | By Office W/O | 0 |
| Pass | 41 | 41 | 0 | 12 | 29 | 2nd | | At Tabulation W/T | 2 |
| Pass % | 13.66 | 13.66 | 0 | 7.45 | 20.86 | 3rd | | Unfair Means W/U | 0 |
| Subjectwise Statistics Of Appeared And Pass % | | | | | | | | By Enroll No W/E | 0 |
| | | | | | | | | By ATKT No W/A | 0 |
| | | | | | | | | By ENV No W/G | 0 |
| | 1022 | 86 | 59 | 68.60 | | | | | |
| | 1113 | 12 | 1 | 8.33 | | | | | |
| | 1001 | 300 | 56 | 18.67 | | | | | |
| | 1011 | 300 | 231 | 77.00 | | | | | |
| | 1112 | 9 | 1 | 11.11 | | | | | |
| | 1024 | 36 | 11 | 30.56 | | | | | |
| | 1025 | 290 | 126 | 43.45 | | | | | |
| | 1052 | 183 | 91 | 49.73 | | | | | |
| | 1021 | 284 | 163 | 57.39 | | | | | |


सहाय्यक कुलसचिव (नामांकन)
संत गाडगे बाबा अमरावती विद्यापीठ


Principal
Dr. H. N. Sinha College,
Patur, Dist. Akola

College Code & Name 0 208 Dr.H.N.Sinha Arts & Commerce College, Patur.

| Roll No | Name of the Candidate | W.H | III Year | I Year | II Year | Aggr Total Result | Div |
|-----------|-----------------------|---------|----------|--------|---------|-------------------|--------|
| EnRoll No | Can Cat Clg | Med Sex | Remarks | Sub1 | Sub2 | Sub3 | Sub4 |
| | | | | Sub5 | Sub6 | Sub7 | Sub8 |
| | | | | Sub9 | Sub10 | Sub11 | Sub12 |
| | | | | | | | Out Of |

RESULT STATISTICS FOR THE COLLEGE

| | Total | Fresh | Exam | Boys | Girls | Division | % | Result Withheld | Failure |
|----------|-------|-------|------|-------|-------|----------|----|-------------------|---------|
| Appeared | 130 | 130 | 0 | 75 | 55 | I | 1 | By Office W/O | 0 |
| Pass | 57 | 57 | 0 | 36 | 21 | II | 23 | At Tabulation W/T | 0 |
| Pass-% | 43.85 | 43.85 | 0.00 | 48.00 | 38.18 | III | 15 | Unfair Means W/U | 0 |
| | | | | | | | | By Enroll No W/E | 0 |
| | | | | | | | | By AICTE No W/A | 23 |
| | | | | | | | | Deleted | 0 |
| | | | | | | | | With Exemption | 73 |

Subjectwise Statistics Of Appeared And Pass % Counts

BCO : 41/43 95.35%, ENO : 01/130 45.92%, HEC : 4/6 66.67%, HIS : 102/119 85.71%, IAR : 117/130 90.00%, MELT : 57/62 91.94%, MUS : 6/6 100.00%, POL : 108/125 86.40%,
SOC : 25/29 86.21%

सहायक कुलसचिव (नामांकन)
अंत गाडगे बाबा अमरावती विद्यापीठ

Principal
Dr. H. N. Sinha College,
Patur, Dist. Akola

College Code & Name : - 0 208 - Dr. H. N. Sinha Arts, Commerce College, Patur

| Roll No. | Name of the Candidate | W/H | Sub1 | Sub2 | Sub3 | Sub4 | Sub5 | Sub6 | Sub7 | Sub8 | Sub9 | Sub10 | Sub11 | Sub12 | Grade | G.P. | Grade | G.P. | Mark Obt. Out Of | Result Remarks |
|----------|-----------------------|---------|------|------|------|------|------|------|------|------|------|-------|-------|-------|-------|------|-------|------|------------------|------------------------|
| PRN No. | Cen CatClg Med Sex | Remarks | | | | | | | | | | | | | | | | | 600 | Sgpa/ Credit /Gr. Div. |

RESULT STATISTICS FOR THE COLLEGE

| | Total | Fresh | Exm | Boys | Girls | Division | % | Result Withheld | Failure |
|---|-------|-------|-----|-------|-------|----------|---|-------------------|---------|
| Appeared | 81 | 81 | 0 | 52 | 29 | 1st | | By Office W/O | 0 |
| Pass | 12 | 12 | 0 | 4 | 8 | 2nd | | At Tabulation W/T | 0 |
| Pass % | 14.81 | 14.81 | 0 | 7.69 | 27.58 | 3rd | | Unfair Means W/U | 0 |
| Subjectwise Statistics Of Appeared And Pass % | | | | | | | | | |
| | 1001 | 81 | 41 | 50.62 | | | | By Enroll No W/E | 0 |
| | 1011 | 81 | 61 | 75.31 | | | | By ATKT No W/A | 0 |
| | 3021 | 81 | 17 | 20.99 | | | | By ENV No W/G | 0 |
| | 3022 | 81 | 37 | 45.68 | | | | | |
| | 3023 | 81 | 40 | 49.38 | | | | | |
| | 3024 | 81 | 36 | 44.44 | | | | | |
| | | | | | | | | Deleted | 0 |
| | | | | | | | | With Exemption | 69 |

Handwritten signature

सहायक कुलसचिव (नामांकन)
संत गाडगे बाबा अमरावती विद्यापीठ

Handwritten signature
Principal
Dr. H. N. Sinha College,
Patur, Dist. Akola

College Code & Name: 0 208 Dr.H.N.Sinha Arts & Commerce College, Patur

| Roll No | Name of the Candidate | W/H | Mark Obt. | | | | | | | | | | Result | | | | | | | | | | | |
|-------------------------|------------------------------|-------|-----------|-----|-----|---------|------|------|------|------|------|------|--------|------|------|-------|-------|-------|---------------------|---------|--------|---------------|------|----|
| EnRoll No | Can | Ca | Clg | Med | Sex | Remarks | Sub1 | Sub2 | Sub3 | Sub4 | Sub5 | Sub6 | Sub7 | Sub8 | Sub9 | Sub10 | Sub11 | Sub12 | Tot-Crds/Cgpa/cg-Gr | Remarks | Cr_QIS | Signe/Crds/Cr | Div | |
| 43321 | VAISHANVI RAM FALKE | | | | | | 1001 | 10 | 1011 | 17 | 09 | C 5 | | | | | | | 17 | C 5 | | | PASS | |
| 208 | 0 208 | M | F | | | | 3041 | 15 | 3042 | 30 | 16 | P 4 | | | | | | 30 | P 4 | | | VON+18 09204 | | |
| | | | | | | | 3043 | 15 | 3044 | 37 | 15 | C 5 | | | | | | 37 | C 5 | | | 302 | | |
| | | | | | | | 3045 | 24 | | | | | | | | | | | | | | | 4.50 | 20 |
| 43322 | VAISHNAVI DILIPRAO DANDAWATE | | | | | | 1001 | 08 | 1011 | 18 | 09 | C 5 | | | | | | 18 | C 5 | | | FAIL | | |
| 17208506 | 208 | 0 208 | M | F | | | 3041 | 14 | 3042 | 21 | 16 | F 0 | | | | | | 21 | F 0 | | | 275 | | |
| | | | | | | | 3043 | 14 | 3044 | 32 | 14 | P 4 | | | | | | 32 | P 4 | | | 3.25 | 20 | |
| | | | | | | | 3045 | 27 | | | | | | | | | | | | | | | | |
| 43323 | VICKY ARJUN LASANEAR | | | | | | 1001 | 08 | 1011 | AA | 08 | F 0 | | | | | | AA | F 0 | | | FAIL | | |
| 17208545 | 208 | 0 208 | M | M | | | 3041 | 17 | 3042 | AA | 15 | F 0 | | | | | | AA | F 0 | | | 80 | | |
| | | | | | | | 3043 | 16 | 3044 | AA | 16 | F 0 | | | | | | AA | F 0 | | | 0.00 | 20 | |
| | | | | | | | 3045 | AA | | | | | | | | | | | | | | | | |
| 43324 | VLIAY SURESH PATODE | | | | | | 1001 | 08 | 1011 | 17 | 08 | C 5 | | | | | | 17 | C 5 | | | FAIL | | |
| 17208552 | 208 | 0 208 | M | M | | | 3041 | 16 | 3042 | 20 | 13 | F 0 | | | | | | 20 | F 0 | | | 255 | | |
| | | | | | | | 3043 | 14 | 3044 | 24 | 14 | F 0 | | | | | | 24 | F 0 | | | 2.45 | 20 | |
| | | | | | | | 3045 | 21 | | | | | | | | | | | | | | | | |
| 43325 | VINOD GULABRAO GADGE | | | | | | 1001 | 08 | 1011 | 21 | 07 | B 6 | | | | | | 21 | B 6 | | | PASS | | |
| 17208515 | 208 | 0 208 | M | M | | | 3041 | 16 | 3042 | 20 | 15 | P 4 | | | | | | 20 | P 4 | | | 311 | | |
| | | | | | | | 3043 | 17 | 3044 | 23 | 17 | C 5 | | | | | | 23 | C 5 | | | 4.65 | 20 | |
| | | | | | | | 3045 | 29 | | | | | | | | | | | | | | | | |
| ORG-INC - 5 REM-INC - 2 | | | | | | | | | | | | | | | | | | | | | | | | |
| 43326 | VRISHALI SURESH TALE | | | | | | 1001 | 10 | 1011 | 20 | 10 | B+ 7 | | | | | | 20 | B+ 7 | | | PASS | | |
| 17208569 | 208 | 0 208 | M | F | | | 3041 | 15 | 3042 | 34 | 17 | C 5 | | | | | | 34 | C 5 | | | 331 | | |
| | | | | | | | 3043 | 16 | 3044 | 37 | 16 | C 5 | | | | | | 37 | C 5 | | | 5.45 | 20 | |
| | | | | | | | 3045 | 27 | | | | | | | | | | | | | | | | |
| ORG-INC - 5 REM-INC - 3 | | | | | | | | | | | | | | | | | | | | | | | | |

RESULT STATISTICS FOR THE COLLEGE

| Category | Total | Fresh | Exam | Boys | Girls | Division | % | Result WithHeld | Failure |
|----------|-------|-------|------|-------|-------|----------|---|-------------------|---------|
| Appeared | 70 | 70 | 0 | 30 | 40 | I | 0 | By Office W/O | 0 |
| Pass | 28 | 28 | 0 | 5 | 23 | II | 0 | At Tabulation W/T | 0 |
| Pass-% | 40.00 | 40.00 | 0.00 | 16.67 | 57.50 | III | 0 | Unfair Means W/U | 0 |
| | | | | | | | | By Enroll No W/E | 0 |
| | | | | | | | | By ATKT No W/A | 10 |
| | | | | | | | | Failure Deleted | 0 |
| | | | | | | | | With Exemption | 42 |

Subjectwise Statistics Of Appeared And Pass % Counts

1001: 55/70 78.57%, 1011: 64/70 91.43%, 3041: 32/70 45.71%, 3042: 41/70 58.57%, 3043: 66/70 94.29%, 3044: 37/70 52.86%, 3045: 45/70 64.29%

1001: English, 1011: Marathi, 1012: Hindi, 1013: Supplementary Edua, 1014: Urdu, 1015: Sanskrit

3041: Corporate Accounting, 3042: Business Statistics, 3043: Income Tax, 3044: Indian Financial Sys, 3045: Information Technolo

[Signature]

[Signature]
Principal

Dr. H. N. Sinha College,
Patur, Dist. Akola

College Code & Name: 0 208 Dr.H.N.Sinha Arts & Commerce College, Patur.

| Roll No | Name of the Candidate | W/H | Sub1 | Sub2 | Sub3 | Sub4 | Sub5 | Sub6 | Sub7 | Sub8 | Sub9 | Sub10 | Sub11 | Sub12 | III Year | I Year | II Year | Aggr Total Result | Div |
|----------|-----------------------|-----|------|----------|------|------|----------|------|------|------|------|-------|-------|-------|----------|--------|---------|-------------------|------|
| 47551 | VRUSHABH DATTATRAY | | ENG | X.M.F 12 | 13 | MAR | X.M.P 10 | 14 | 305 | | | | | | | | | | |
| 15208539 | BHADANGE | | CMA | X.M.F 39 | 26 | BEM | X.M.F 24 | 25 | | | | | | | | | | FAIL | |
| | 208 0 208 M M | | BFC | X.M.F 28 | 25 | IWW | X.M.F 24 | 25 | | | | | | | | | | | |
| | | | BOE | X.M.P 16 | 24 | | | | | | | | | | | | | | 1800 |

RESULT STATISTICS FOR THE COLLEGE

| | Total | Fresh | Exam | Boys | Girls | Division | % | Result Withheld | Failure |
|----------|-------|-------|------|-------|-------|----------|----|-------------------|---------|
| Appeared | 46 | 46 | 0 | 22 | 24 | I | 9 | By Office W/O | 0 |
| Pass | 32 | 32 | 0 | 12 | 20 | II | 12 | At Tabulation W/T | 0 |
| Pass-% | 69.57 | 69.57 | 0.00 | 54.55 | 83.33 | III | 0 | Unfair Means W/U | 0 |
| | | | | | | | | By Enroll No W/E | 0 |
| | | | | | | | | By ATEE No W/A | 11 |
| | | | | | | | | Deleted | 0 |
| | | | | | | | | With Exemption | 14 |

Subjectwise Statistics Of Appeared And Pass % Counts

BEM : 39/46 84.78%, BFC : 42/46 91.30%, CMA : 42/46 91.30%, ENG : 41/46 89.13%, BOE : 39/46 84.78%, IWW : 42/46 91.30%, MAR : 39/46 84.78%

सहायक कुलसचिव (नामांकन)
संत गाडगे बाबा अमरावती विद्यापीठ

Principal
Dr. H. N. Sinha College,
Patur, Dist. Akola

College Code & Name : - 0 208 - Dr. H. N. Sinha Arts, Commerce College, Patur


| Roll No. | Name of the Candidate | W/H | Sub1 | Sub2 | Sub3 | Sub4 | Sub5 | Sub6 | Sub7 | Sub8 | Sub9 | Sub10 | Sub11 | Sub12 | Mark Obt. | Aggr Total | Result | Div. |
|------------|-----------------------|---------|------|------|------|------|------|------|------|------|------|-------|-------|-------|-----------|------------|--------|------|
| | Mother's Name | Remarks | | | | | | | | | | | | | 550 | | | |
| EnRoll No. | Cen | CatClg | Med | Sex | | | | | | | | | | | | | | |

RESULT STATISTICS FOR THE COLLEGE

| | Total | Fresh | Exm | Boys | Girls | Division | % | Result Withheld | Failure |
|----------|-------|-------|-----|-------|-------|----------|---|---------------------|-------------------|
| Appeared | 141 | 141 | 0 | 57 | 84 | 1st | | By Office W/O 0 | Deleted 0 |
| Pass | 110 | 110 | 0 | 40 | 70 | 2nd | | At Tabulation W/T 5 | With Exemption 22 |
| Pass % | 78.01 | 78.01 | 0 | 70.17 | 83.33 | 3rd | | Unfair Means W/U 0 | |
| | | | | | | | | By Enroll No W/E 0 | |
| | | | | | | | | By ATKT No W/A 0 | |

Subjectwise Statistics Of Appeared And Pass %

| | | | |
|-----|-----|-----|--------|
| PHY | 65 | 56 | 86.15 |
| CPS | 37 | 32 | 86.49 |
| ETC | 27 | 25 | 92.59 |
| BOT | 39 | 36 | 92.31 |
| ZOO | 39 | 29 | 74.36 |
| MTH | 48 | 45 | 93.75 |
| IFT | 18 | 10 | 55.56 |
| ENG | 141 | 127 | 90.07 |
| MAR | 132 | 118 | 89.39 |
| CHE | 76 | 68 | 89.47 |
| EVS | 18 | 16 | 88.89 |
| MCB | 56 | 48 | 85.71 |
| URD | 9 | 9 | 100.00 |




सहाय्यक कुलसचिव (नामांकन)
संत गाडगे बाबा अमरावती विद्यापीठ


Principal
Dr. H. N. Sinha College,
Patur, Dist. Akola

| Sl. No. | Name of the Candidate | Rollment No. | | Subject & Marks |
|-------------------------------|-----------------------|--------------|----------|------------------------------|
| | | Sex | Mat. No. | |
| Category - 1 - Regular | | | | |
| 1 | 144 | Case 1 - SC | 51 | Total No. of Candidates: 144 |
| 2 | 0 | 2 - ST | 4 | Total Marks: 50 |
| 3 | 0 | 3 - DT | 2 | Total Entries: 51 |
| 4 | 0 | 4 - NT | 19 | |
| 5 | 0 | 5 - OBC | 55 | |
| | | 5 - GENERAL | 12 | |

Subject Allocation

| | |
|-------------------------------------|-----|
| BOT - Botany | CHE |
| CHI - Chemistry | CIS |
| COU - Computer Science | HTC |
| EIN - Electronics (Instrumentation) | |
| ENV - Environmental Science | |
| INT - Information Technology | |
| MIC - Microbiology | |
| MTH - Mathematics | STS |
| PHY - Physics | ZOO |
| STA - Statistics | |
| ZOO - Zoology | |



नहाय्यत कुशलधिव (नामांकन)
शेर नागणे बाबा अमरावती विद्यापीठ


Principal
Dr. H. N. Sinha College,
Patur, Dist. Akola

College Code & Name: 0 208 Dr.H.N Sinha Arts, Commerce Mahavidyalaya, Patur

| Roll No | Name of the Candidate | W/H | Sub1 | Sub2 | Sub3 | Sub4 | Sub5 | Sub6 | Sub7 | Sub8 | Sub9 | Sub10 | Sub11 | Sub12 | Mark Obt. | Aggr Total Result | Div |
|---|---------------------------|---------|---------|------|------|------|------|------|------|------|------|-------|-------|-------|-----------|-------------------|-----|
| EnRoll No | Can Cat Clg | Med Sex | Remarks | | | | | | | | | | | | Out Of | | |
| 85109 1620863 | SYED FAIZ SYED BASU | | ETC | 33 | 20 | 49 | | MTH | 30 | 15 | 21 | 15 | 276 | | | PASS | II |
| | 208 0 208 E M | | PHY | 23 | 20 | 50 | | | | | | | | | | | |
| Div Marks (1):- 472 / 900 (2):- 514* / 900 (3):- 306 / 450 (4):- 276 / 450 Total - 1508 / 2700 | | | | | | | | | | | | | | | | | |
| 85110 1620866 | SYED NAVEED SYED NAKEM | | CPS | 27 | 20 | 45 | | ETC | 26 | 20 | 48 | | 278 | | | PASS | |
| | 208 0 208 E M | | PHY | 27 | 19 | 46 | | | | | | | | | | | |
| Div Marks (1):- 0 / 900 (2):- 0 / 900 (3):- 268 / 450 (4):- 278 / 450 Total - 546 / 2700 | | | | | | | | | | | | | | | | | |
| 85111 1620873 | TULSIDAS MAHADEV MUNDE | | CHE | 37 | 20 | 48 | | MCB | 58 | 20 | 47 | | 363 | | | PASS | I |
| | 208 0 208 E M | | ZOO | 39 | 20 | 49 | | | | | | | | | | | |
| ORO-INC - 5 REM-INC - 5 | | | | | | | | | | | | | | | | | |
| 85112 15B1728 | TUSHAR SAHADEO KHAMBALKAR | | CPS | 21 | 20 | 45 | | ETC | 27 | 20 | 48 | | 273 | | | PASS | |
| | 208 0 208 E M | | PHY | 28 | 18 | 46 | | | | | | | | | | | |
| Div Marks (1):- 495 / 900 (2):- 529 / 900 (3):- 0 / 450 (4):- 273 / 450 Total - 1298 / 2700 | | | | | | | | | | | | | | | | | |
| 85120 1620883 | VIJAY GAJANAN AMBHORE | | BOT | 24 | 19 | 29 | | CHE | 20 | 18 | 34 | | 228 | | | PASS | |
| | 208 0 208 E M | | ZOO | 22 | 19 | 41 | | | | | | | | | | | |
| V.O.No 18 Of 2001 | | | | | | | | | | | | | | | | | |
| Div Marks (1):- 408* / 900 (2):- 474 / 900 (3):- 0 / 450 (4):- 228 / 450 Total - 1170 / 2700 | | | | | | | | | | | | | | | | | |
| 85126 162087474 | ZUBIYA ALMAS SYED AZEEZ | | BOT | 30 | 20 | 47 | | CHE | 32 | 18 | 40 | | 205 | | | PASS | II |
| | 208 0 208 E F | | EVS | 41 | 20 | 47 | | | | | | | | | | | |
| Div Marks (1):- 460* / 900 (2):- 506* / 900 (3):- 295 / 450 (4):- 295 / 450 Total - 1557 / 2700 | | | | | | | | | | | | | | | | | |

RESULT STATISTICS FOR THE COLLEGE

| | Total | Fresh | Exam | Boys | Girls | Division | % | Result WithHeld | Failure |
|----------|-------|-------|------|-------|-------|----------|----|-------------------|---------|
| Appeared | 118 | 118 | 0 | 48 | 70 | I | 32 | By Office W/O | 0 |
| Pass | 107 | 107 | 0 | 43 | 64 | II | 33 | At Tabulation W/T | 0 |
| Pass- % | 90.68 | 90.68 | 0.00 | 89.58 | 91.43 | III | 0 | Unfair Means W/U | 0 |
| | | | | | | | | By Enroll No W/E | 0 |
| | | | | | | | | By AINT No W/A | 42 |
| | | | | | | | | Deleted | 0 |
| | | | | | | | | With Exemption | 9 |

Subjectwise Statistice Of Appeared And Pass % Counts

BOT Botany: 47/51 92.16%, CHE Chemistry: 58/64 90.63%, CPS Computer Science: 32/34 94.12%, ETC Electronics (Inst: 23/23 100.00%, EVS Environmental Science: 29/31 93.55%, IFT Information Techno: 12/12 100.00%, MCB Microbiology: 30/31 96.77%, MTH Mathematics: 38/39 97.44%, PHY Physics: 50/54 92.59%, ZOO Zoology: 29/31 93.55%

CHE: Chemistry ZOO: Zoology .STS: Statistics .SDT: Seed Technology PCH: Petrochemical Scienc.MCB: Microbiology INC: Industrial Chemistry
INT: Instrumentation .ICV: Industrial Chemistry.IFF: Industrial Fish & FL.DMB: Industrial Microbiol.CPS: Computer Science .ETC: Electronics (Instru.EVS: Environ
FIS: Fisheries .FSC: Food Science .GEO: Geology .BCM: Biochemistry .BPM: BioInformatics .BOT: Botany .BSP: Biological Tech. & S...
BTC: BioTechnology .CPA: Computer Application CPM: Computer Maintenance.IFT: Information Technolo.MTH: Mathematics .PHY: Physics / .GOP: Geog...

Principal
Dr. H. N. Sinha College
Patpur, Dist. Akola
संत गाडगे बाबा अमरावती विद्यापीठ

College Code & Name: 0 208 Dr.H.N.Sinha Arts & Commerce College, Patnr

| Roll No. | Name of the Candidate | W/H | Mark Out | | | | | | | | | | Result | | | | | |
|-------------------|--------------------------|---------|----------|------|--------|------|------|------|------|------|------|--------|--------|-------|-------|---------------------|------|---------|
| EnRoll No. | Can Cat Clg | Med Sex | Remarks | Sub1 | Sub2 | Sub3 | Sub4 | Sub5 | Sub6 | Sub7 | Sub8 | Sub9 | Sub10 | Sub11 | Sub12 | Tot-Cred/Cgpa/cg-Gr | Div | Remarks |
| 13708 18208623 | SHUBHAM BHAGWAN NILKHAN | | | 32 | 19 | P | 4 | O | 10 | 2512 | 58 | 15 | A | 8 | A | 8 | PASS | |
| | 208 0 208 M M | | | 2515 | 33 | 19 | P | 4 | O | 10 | 2518 | 35 | 18 | P | 4 | O | 10 | 229 |
| | | | | | | | | | | | | | | | | | 1.90 | 20 |
| 13760 | SHUBHANGI GAJANAN SHINDE | | | 2511 | XMP AA | 19 | F | 0 | O | 10 | 2512 | XMP AA | 15 | F | 0 | A | 8 | FAIL |
| | 208 0 208 M F | | | 2515 | XMP AA | 19 | F | 0 | O | 10 | 2518 | XMP AA | 19 | F | 0 | O | 10 | 72 |
| | | | | | | | | | | | | | | | | | 1.90 | 20 |
| 13770 0020848 | SUNIL RATAN GAWAI | | | 2511 | 35 | 19 | P | 4 | O | 10 | 2512 | 50 | 15 | B+ | 7 | A | 8 | PASS |
| | 208 0 208 M M | | | 2515 | 34 | 18 | P | 4 | O | 10 | 2518 | 28 | 18 | P | 4 | O | 10 | 221 |
| | | | | | | | | | | | | | | | | | 1.70 | 20 |
| 13771 0823759 | SURAJ GAJANAN SHINDE | | | 2511 | XMP AA | 18 | F | 0 | O | 10 | 2512 | XMP AA | 16 | F | 0 | A+ | 9 | FAIL |
| | 208 0 208 M M | | | 2515 | XMP AA | 18 | F | 0 | O | 10 | 2518 | XMP AA | 18 | F | 0 | O | 10 | 70 |
| | | | | | | | | | | | | | | | | | 1.95 | 20 |

RESULT STATISTICS FOR THE COLLEGE

| | Total | Fresh | Exam | Boys | Girls | Division | % | Result WithHeld | Failure |
|----------|-------|-------|------|-------|-------|----------|---|-------------------|---------|
| Appeared | 52 | 52 | 0 | 24 | 28 | I | 0 | By Office W/O | 0 |
| Pass | 38 | 38 | 0 | 15 | 23 | II | 0 | At Tabulation W/T | 0 |
| Pass-% | 73.08 | 73.08 | 0.00 | 62.50 | 82.14 | III | 0 | Unfair Means W/U | 0 |
| | | | | | | | | By Enroll No W/E | 0 |
| | | | | | | | | By AITET No W/A | 0 |
| | | | | | | | | Deleted | 0 |
| | | | | | | | | With Exemption | 14 |

Subjectwise Statistic Of Appeared And Pass % Counts

2511: 47/52 90.38%, 2512: 46/52 94.23%, 2515: 48/52 92.31%, 2518: 40/52 76.92%

सहायक कुलसचिव (नामांकन)
संत गाडगे बाबा अमरावती विद्यापीठ

Principal
Dr. H. N. Sinha College,
Patur, Dist. Akola

2511: Marathi Varnavyachi S. 2512: Samikshavichar .2515: Lokashitva .2514: Mahatubhar Sahitya .2513: Sahityaustutiche Abh. 2518: Vishesh Varnavyachaka. 2516: Vishesh Varnavyachaka
2517: Vishesh Varnavyachaka.

College Code & Name: 0 208 Dr.H.N.Sinha Arts & Commerce College, Patur.

| Roll No | Name of the Candidate | W/R | Sub1 | Sub2 | Mark Obt | Result | | | | | | | | | | | | | | | |
|---|------------------------------|-----|------|---------|----------|---------|------|---------|------|------|------|------|------|-------|-------|-------|--------------------------------|--------------------|-------|-----------------------|-------------|
| EnRoll No | Can | Ca | Clg | Med | Sex | Remarks | Sub3 | Sub4 | Sub5 | Sub6 | Sub7 | Sub8 | Sub9 | Sub10 | Sub11 | Sub12 | Ter-Cred/Cipa/cg-Gr | Signs/Credit/Gr | Div | | |
| 14428 1020582 | VAISEALI BHAGAVAT SHRIKHANDS | | 2531 | XMLF 37 | 19 | | 2534 | XMLP 29 | 18 | | | | | | | | P 4 0 10 2532 F 0 0 10 2537 | XMLF 46 XMLP 24 | 18 18 | B 6 0 10 F 0 0 10 | FAIL 209 |
| Div Marks (1):- 5.10/ 20/3-0 (2):- 5.30/ 20/3-0 (3):- 5.55/ 20/3-0 (4):- 4.00/ 20/3-0 | | | | | | | | | | | | | | | | | | | | | |
| 14430 142758 | VAISEALI VITTHAL ENGLE | | 2531 | XMLF 58 | 20 | | 2534 | XMLF 40 | 19 | | | | | | | | A 8 0 10 2532 C 5 0 10 2537 | XMLF 54 XMLP 26 | 19 19 | B+ 7 0 10 F 0 0 10 | FAIL 255 |
| Div Marks (1):- 0.00/ 20/3-0 (2):- 0.00/ 20/3-0 (3):- 7.00/ 20/3-0 (4):- 6.00/ 20/3-0 | | | | | | | | | | | | | | | | | | | | | |
| 14430 12353506 | VARSHA GAUTAM SAWANT | | 2531 | XMLF 56 | 19 | | 2534 | XMLF 39 | 19 | | | | | | | | A 8 0 10 2532 P 4 0 10 2537 | XMLF 54 XMLP 25 | 18 19 | B+ 7 0 10 F 0 0 10 | FAIL 249 |
| Div Marks (1):- 4.75* / 20/3-0 (2):- 5.50/ 20/3-0 (3):- 6.40* / 20/3-0 (4):- 5.80/ 20/3-0 | | | | | | | | | | | | | | | | | | | | | |

RESULT STATISTICS FOR THE COLLEGE

| | Total | Fresh | Exm | Boys | Girls | Division | % |
|----------|-------|-------|------|-------|-------|----------|---|
| Appeared | 21 | 21 | 0 | 6 | 15 | I | 1 |
| Pass | 2 | 2 | 0 | 1 | 1 | II | 0 |
| Pass- % | 9.52 | 9.52 | 0.00 | 16.67 | 6.67 | III | 0 |

| Result Withheld | Failure |
|-------------------|-------------------|
| By Office /O- | Deleted 0 |
| At Tabulation W/T | With Exemption 19 |
| Unfair Means W/U | |
| By Enroll No W/E | |
| By ATRK No W/A | |

Subjectwise Statistic Of Appeared And Pass % Counts

2531: 21/21 100.00%, 2532: 21/21 100.00%, 2534: 16/21 76.19%, 2537: 2/21 9.52%

[Signature]

Principal
Dr. H. N. Sinha College,
Patur, Dist. Akola

सहाय्यक कुलसचिव (नामांकन)
स. गणजो बावा अमरावती विद्यापीठ

College Code & Name: 0 208 Dr.H.N.Sinha Arts,Commerce Mahavidyalaya, Patur

| Roll No | Name of the Candidate | W/H | Sub1 | Sub2 | Sub3 | Sub4 | Sub5 | Sub6 | Sub7 | Sub8 | Sub9 | Sub10 | Sub11 | Sub12 | Mark Ob | Result |
|-----------|-----------------------|-------------|---------|------|------|------|------|------|------|------|------|-------|-------|-------|---------|--------------|
| Enroll No | Gen Cat | Clg Med Sex | Remarks | | | | | | | | | | | | | Details |
| | | | | | | | | | | | | | | | | Gr_GOS |
| | | | | | | | | | | | | | | | | Sign/Creater |
| | | | | | | | | | | | | | | | | Date |

RESULT STATISTICS FOR THE COLLEGE

| | Total | Fresh | Exam | Boys | Girls | Division | % | Result Withheld | Failure |
|----------|-------|-------|------|-------|-------|----------|---|-------------------|-------------------|
| Appeared | 26 | 26 | 0 | 11 | 15 | I | 0 | By Office W/C | Deleted 0 |
| Pass | 4 | 4 | 0 | 2 | 2 | II | 0 | At Tabulation W/T | With Exemption 22 |
| Pass % | 15.38 | 15.38 | 0.00 | 18.18 | 13.33 | III | 0 | Unfair Means W/U | |
| | | | | | | | | By Enroll No W/T | |
| | | | | | | | | By ATKT No W/A | |

Subjectwise Statistics Of Appeared And Pass % Counts

2111: 5/26 19.23%, 2112: 16/26 61.54%, 2113: 22/26 84.62%, 2114: 15/26 57.69%, 3003: 25/26 96.15%, 3004: 25/26 100.00%

Handwritten Signature

सहायक कुलसचिव (नामांकन)
डॉ. न. सिंहाजी बाबा अमरावती विद्यापीठ

Handwritten Signature
Principal
Dr. H. N. Sinha College,
Patur, Dist. Akola

College Code & Name 0 208 Dr. H.N. Sinha Arts, Commerce Mahavidyalaya, Patur

| Roll No | Name of the Candidate | W.H | Sub1 | Sub2 | Sub3 | Sub4 | Sub5 | Sub6 | Sub7 | Sub8 | Sub9 | Sub10 | Sub11 | Sub12 | Mark Ob | Result |
|-----------|-----------------------|---------|---------|------|------|------|------|------|------|------|------|-------|-------|-------|---------------------|--------|
| Enroll No | Can Cat Clg | Med Sex | Remarks | | | | | | | | | | | | Tot. Crd/Cgp/Vig/Gr | Div |
| 83004 | SHUBHAM MAHADEV PUNDE | | 2141 | 23 | 20 | DD 4 | 2142 | 20 | 19 | DD 4 | | | | | 19 | DD 4 |
| 12205107 | | | W/A | 2145 | 20 | DD 4 | 2146 | 28 | 20 | DD 4 | | | | | 20 | DD 4 |
| | 208 0 208 E M | | 3007 | | 88 | | AB 9 | 3008 | 91 | | | | | | 91 | AA 10 |

Div Mark (1) - 0.00 / 20.0 - 0 (2) - 0.00 / 20.0 - 0 (3) - 0.00 / 20.0 - 0 (4) - 5.27 / 25.0 - 0 (5) - 5.27 / 25.0 - 0 (6) - 5.27 / 25.0 - 0 (7) - 5.27 / 25.0 - 0

RESULT STATISTICS FOR THE COLLEGE

| Category | Total | Fresh | Exam | Boys | Girls | Division | % | Result With/Field | Failure |
|----------|-------|-------|------|-------|--------|----------|---|-------------------|---------|
| Appeared | 13 | 13 | 0 | 11 | 2 | I | 0 | By Office W/O | 0 |
| Pass | 10 | 10 | 0 | 8 | 2 | II | 0 | At Tabulation W/T | 0 |
| Pass-% | 76.92 | 76.92 | 0.00 | 72.73 | 100.00 | III | 0 | Unfair Means W/O | 0 |
| | | | | | | | | By Result Mo W/E | 0 |
| | | | | | | | | By ATKT Mo W/A | 8 |

Subjectwise Statistics Of Appeared And Pass % Course

2141 13/13 100.00%, 2142 11/13 84.62%, 2143 11/13 84.62%, 2144 13/13 100.00%, 2145 13/13 100.00%, 3007 13/13 100.00%, 3008 12/13 92.31%

(Signature)

(Signature)
Principal
Dr. H. N. Sinha College,
Patur, Dist. Akola

सहाय्यक कुलसचिव (नामांकन)
गंगा शाळे बाबा अमरावती विद्यापीठ

2141 Spectroscopy-II 2142 General Analytical C 2143 Inorganic Chemistry 2144 Organic Chemistry (O) 2145 Physical Chemistry-I 2151 Analytical Chemistry 2149 Industrial Chemistry
2150 Industrial Chemistry 2152 Analytical Chemistry 2148 Physical Chemistry-I 2146 Organic Chemistry (N) 2144 Inorganic Chemistry 3007 Lab-VII 3008 Project

College Code & Name : 0_208 - Dr. H.N. Sinha Arts, Commerce Mahavidyalaya, Patur

| Roll No. | Name of the Candidate | W/H | Sub1 | Sub2 | Sub3 | Sub4 | Sub5 | Sub6 | Sub7 | Sub8 | Sub9 | Sub10 | Sub11 | Sub12 | Grade | G.P. | Grade | G.P. | Mark Obt. Out Of 500 | Sgpa/ Credit /Gr Div | Result Remarks | | |
|----------|--------------------------|-----|------|------|------|------|------|------|------|------|------|-------|-------|-------|-------|------|-------|------|----------------------|----------------------|----------------|-----|--------|
| 31410 | YOGESH PANJABIRAO SIRSAT | | 1001 | 39 | 17 | | | | | | | | | | P. A+ | 4.9 | 1011 | 41 | 16 | C A+ | 5.9 | 285 | PASS |
| | | | 1052 | 33 | 16 | | | | | | | | | | P. A+ | 4.9 | 1021 | 44 | 20 | B O | 6.10 | | |
| | | | 1025 | 45 | 14 | | | | | | | | | | B A | 6.8 | | | | | | | 6.0/20 |
| | 208 | 0 | 208 | M | M | | | | | | | | | | | | | | | | | | |


RESULT STATISTICS FOR THE COLLEGE

| Category | Total | Fresh | Exm | Boys | Girls | Division | % | Result Withheld | Failure |
|----------|-------|-------|-----|-------|-------|----------|---|-------------------|---------|
| Appeared | 302 | 302 | 0 | 152 | 150 | 1st | | By Office W/O | 0 |
| Pass | 98 | 98 | 0 | 27 | 71 | 2nd | | At Tabulation W/T | 0 |
| Pass % | 32.45 | 32.45 | 0 | 17.76 | 47.33 | 3rd | | Unfair Means W/U | 0 |
| | | | | | | | | By Enroll No W/E | 0 |
| | | | | | | | | By AIKT No W/A | 0 |
| | | | | | | | | By INV No W/G | 0 |
| | | | | | | | | With Exemption | 204 |

Subjectwise Statistics Of Appeared And Pass %

| | | | |
|------|-----|-----|-------|
| 1001 | 302 | 158 | 52.32 |
| 1011 | 302 | 207 | 68.54 |
| 1052 | 182 | 77 | 42.31 |
| 1021 | 250 | 164 | 65.60 |
| 1025 | 250 | 189 | 75.60 |
| 1112 | 33 | 21 | 63.64 |
| 1024 | 76 | 63 | 82.89 |
| 1022 | 89 | 37 | 41.57 |
| 1113 | 26 | 15 | 57.69 |


सहाय्यक कुलसचिव (गामांकन)
सेंत गाडगे बाबा अमरावती विद्यापीठ


Principal
Dr. H. N. Sinha College,
Patur, Dist. Akola

College Code & Name: 0 208 Dr.H.N.Sinha Arts & Commerce College, Patur.


| Roll No. | Name of the Candidate | W/H | Sub1 | Sub2 | Sub3 | Sub4 | Sub5 | Sub6 | Sub7 | Sub8 | Sub9 | Sub10 | Sub11 | Sub12 | III Year | I Year | II Year | Agg Total Result | Div | Remarks | Out Of |
|----------|-----------------------|-----|------|------|------|------|------|------|------|------|------|-------|-------|-------|----------|--------|---------|------------------|-----|---------|--------|
|----------|-----------------------|-----|------|------|------|------|------|------|------|------|------|-------|-------|-------|----------|--------|---------|------------------|-----|---------|--------|

RESULT STATISTICS FOR THE COLLEGE

| | Total | Fresh | Exm | Boys | Girls | Division | % | Result WithHeld | Failure Deleted | With Exemption |
|----------|-------|-------|------|-------|-------|----------|---|-------------------|-----------------|----------------|
| Appeared | 123 | 123 | 0 | 60 | 63 | I | 0 | By Office W/O | 0 | 0 |
| Pass | 47 | 47 | 0 | 16 | 31 | II | 0 | At Tabulation W/T | 0 | 65 |
| Pass-% | 38.21 | 38.21 | 0.00 | 26.67 | 49.21 | III | 0 | Unfair Means W/U | 0 | |
| | | | | | | | | By Enroll No W/E | 0 | |
| | | | | | | | | By ATKT No W/A | 30 | |

Subjectwise Statistics Of Appeared And Pass % Counts

ECO: 16/30 53.33%, ENG: 93/123 75.61%, HEC: 67 83.71%, HIS: 82/117 70.09%, MAR: 76/123 61.79%, MLT: 26/62 41.94%, MUS: 5/5 100.00%, POL: 69/115 60.00%,
SOS: 20/33 60.61%


सहाय्यक कुलसचिव (नामांकन)
संत गाडगे बाबा अमरावती विद्यापीठ


Principal
Dr. H. N. Sinha College,
Patur, Dist. Akola

College Code & Name: 0 208 Dr.H.N Sinha Arts & Commerce College, Patur.


| Roll No | Name of the Candidate | W/H | Sub1 | Sub2 | Sub3 | Sub4 | Sub5 | Sub6 | Sub7 | Sub8 | Sub9 | Sub10 | Sub11 | Sub12 | III Year | I Year | II Year | Aggr Total Result | Div |
|-------------------|--------------------------|---------|--|------|----------------------|------|------|------|------|------|------|-------|-------|-------|----------|--------|---------|-------------------|------|
| Enr Roll No | Can Cat Clg | Med Sex | Remarks | | | | | | | | | | | | | | | Out Of | |
| 83004 1434210 | VISHAL SUKHADEO GHUGE | | ENG 26 ECO 36 POL 45 | 24 | MAR 52 HIS 52 | | | | 26 | | | | | | 261 | 219 | 229 | 706 | II |
| | 208 0 208 M M | | W/G | | | | | | | | | | | | | | | PASS | |
| | | | | | | | | | | | | | | | | | | 1500 | |
| 83005 13208552 | VISHAL VISHVANATH CHINTE | | ENG XMF 19 HIS XMF 39 SOC XMF 35 | 21 | MAR XMF 28 POL AA | | | | 12 | | | | | | 154 | | | FAIL | |
| | 208 0 208 M M | | | | | | | | | | | | | | | | | | 1500 |


RESULT STATISTICS FOR THE COLLEGE

| Appeared | Total | Fresh | Exam | Boys | Girls | Division | % | Result WithHeld | Failure |
|----------|-------|-------|------|-------|-------|----------|----|-------------------|---------|
| | 84 | 84 | 0 | 43 | 41 | I | 4 | By Office W/O | 0 |
| Pass | 37 | 37 | 0 | 15 | 21 | II | 17 | At Tabulation W/T | 0 |
| Pass % | 44.05 | 44.05 | 0.00 | 37.21 | 51.22 | III | 2 | Unfair Means W/U | 0 |
| | | | | | | | | By Enroll No W/E | 0 |
| | | | | | | | | By ATKT No W/A | 14 |
| | | | | | | | | With Exemption | 45 |

Subjectwise Statistice Of Appeared And Pass % Counts

ECO : 15/21 71.43%, ENG : 48/84 57.14%, HEC : 5/8 62.50%, HIS : 55/74 74.32%, MAR : 72/84 85.71%, MILT : 25/35 71.43%, MUS : 2/2 100.00%, POL : 71/79 89.87%, SOC : 30/33 90.91%


सहाय्यक कुलसचिव (नामांकन)
संत गाडगे बाबा अमरावती विद्यापीठ


Principal
Dr. H. N. Sinha College,
Patur, Dist. Akola

College Code & Name :- 0_208 - Dr. H. N. Sinha Arts, Commerce College, Patur

| Roll No. | Name of the Candidate | W/H | Sub1 | Sub2 | Sub3 | Sub4 | Sub5 | Sub6 | Sub7 | Sub8 | Sub9 | Sub10 | Sub11 | Sub12 | Grade | G.P. | Grade | G.P. | Mark Obt. Out Of | Result Remarks |
|----------|-----------------------|---------|------|------|------|------|------|------|------|------|------|-------|-------|-------|-------|------|-------|------|------------------|------------------------|
| PRN No. | Cen CatClg Med Sex | Remarks | | | | | | | | | | | | | | | | | 600 | Sgpa/ Credit /Gr. Div. |

RESULT STATISTICS FOR THE COLLEGE

| Appeared | Total | Fresh | Exm | Boys | Girls | Division | % | Result Withheld | Failure |
|---|-------|-------|------|-------|-------|----------|---|---------------------|-------------------|
| 82 | 82 | 0 | 35 | 47 | 1st | | | By Office W/O 0 | Deleted 0 |
| 28 | 28 | 0 | 3 | 25 | 2nd | | | At Tabulation W/T 0 | With Exemption 53 |
| 34.14 | 34.14 | 0 | 8.57 | 53.19 | 3rd | | | Unfair Means W/U 0 | |
| Subjectwise Statistics Of Appeared And Pass % | | | | | | | | By Enroll No W/E 0 | |
| | | | | | | | | By ATKT No W/A 0 | |
| | | | | | | | | By ENV No W/G 0 | |
| | 1001 | 80 | 68 | 85.00 | | | | | |
| | 1011 | 80 | 73 | 91.25 | | | | | |
| | 3021 | 80 | 66 | 82.50 | | | | | |
| | 3022 | 80 | 29 | 36.25 | | | | | |
| | 3023 | 80 | 65 | 81.25 | | | | | |
| | 3024 | 80 | 57 | 71.25 | | | | | |

सहाय्यक कुलसचिव (नामांकन)
संत गाडगे बाबा अमरावती विद्यापीठ

Principal
Dr. H. N. Sinha College,
Patur, Dist. Akola

College Code & Name 0 208 Dr.H.N Sinha Arts & Commerce College, Patur


| Roll No | Name of the Candidate | | | | W/H | | | | | | | III Year | I Year | II Year | Aggr Total | Remarks | Dw | | |
|-----------|-----------------------|-----|-----|-----|-----|---------|------|------|------|------|------|----------|--------|---------|------------|---------|-------|-------|--------|
| EnRoll No | Can | Cat | Clg | Med | Sex | Remarks | Sub1 | Sub2 | Sub3 | Sub4 | Sub5 | Sub6 | Sub7 | Sub8 | Sub9 | Sub10 | Sub11 | Sub12 | Out Of |

RESULT STATISTICS FOR THE COLLEGE

| | Total | Fresh | Exm | Boys | Girls | Division | % | Result WithHeld | | Failure | |
|----------|-------|-------|------|------|-------|----------|---|-------------------|---|----------------|----|
| Appeared | 38 | 38 | 0 | 11 | 27 | I | 0 | By Office W/O | 0 | Deleted | 0 |
| Pass | 8 | 8 | 0 | 1 | 7 | II | 0 | At Tabulation W/T | 0 | With Exemption | 30 |
| Pass-% | 21.05 | 21.05 | 0.00 | 9.09 | 25.93 | III | 0 | Unfair Means W/U | 0 | | |
| | | | | | | | | By Enroll No W/B | 0 | | |
| | | | | | | | | By ATKT No W/A | 2 | | |

Subjectwise Statistice Of Appeared And Pass % Counts

BMS : 14/38 36.84%, CAT : 13/38 34.21%, ENG : 19/38 50.00%, ITA : 26/38 68.42%, ITB : 28/38 73.68%, MAR : 36/38 94.74%, MFS : 30/38 78.95%


 सहाय्यक कुलसचिव (नामांकन)
 जे. बाबा अमरावती विद्यापीठ


 Principal
 Dr. H. N. Sinha College,
 Patur, Dist. Akola

College Code & Name: 0 208 Dr. H.N. Sinha Arts & Commerce College, Patur


| Roll No. | Name of the Candidate | WH | III Year | I Year | II Year | Aggr Total Result | Div | | | | | | | | |
|-------------------------|--|----|------------|--------|------------|-------------------|------|------|------|------|------|-------|-------|-------|--------|
| Enroll No. | City Cat. Ctg. Med. Sex. Remarks | | Sub1 | Sub2 | Sub3 | Sub4 | Sub5 | Sub6 | Sub7 | Sub8 | Sub9 | Sub10 | Sub11 | Sub12 | Out Of |
| 45122 15206550 | VIKAS PRAKASH GAIKWAD 208 0 208 M M W/A | | ENG 20 | 13 | MAR 13 | 15 | 357 | | | | | | | | 157 |
| | | | CMA 27 | 27 | BEM 32 | 28 | | | | | | | | | PASS |
| | | | BFC 26 | 27 | IWW 30 | 25 | | | | | | | | | 1800 |
| | | | EOE 32 | 27 | | | | | | | | | | | |
| ORO-INC - 5 REM-INC - 5 | | | | | | | | | | | | | | | |
| 45123 15206557 | VIPUL MAHENDRA POHARE 208 0 208 M M | | ENG XMF 17 | 14 | MAR XMF 13 | 15 | 319 | | | | | | | | FAIL |
| | | | CMA XMP 13 | 26 | BEM XMP 19 | 28 | | | | | | | | | |
| | | | BFC XMF 25 | 26 | IWW XMF 29 | 26 | | | | | | | | | 1800 |
| | | | EOE XMF 28 | 26 | | | | | | | | | | | |
| ORO-INC - 6 REM-INC - 6 | | | | | | | | | | | | | | | |


RESULT STATISTICS FOR THE COLLEGE

| | Total | Fresh | Exam | Boys | Girls | Division | % | Result Withheld | Failure |
|----------|-------|-------|------|-------|-------|----------|---|-------------------|---------|
| Appeared | 41 | 41 | 0 | 21 | 20 | I | 0 | By Office W/O | 0 |
| Pass | 0 | 0 | 0 | 4 | 5 | II | 1 | At Tabulation W/T | 0 |
| Pass % | 21/95 | 21/95 | 0/00 | 19/95 | 25/95 | III | 0 | Unfair Means W/U | 0 |
| | | | | | | | | By Enroll No W/B | 0 |
| | | | | | | | | By ATKT No W/A | 2 |
| | | | | | | | | Deleted | 0 |
| | | | | | | | | With Exemption | 32 |

Subjectwise Statistics Of Appeared And Pass % Counts

BEM: 21/41 51.22%, BFC: 33/41 80.49%, CMA: 9/41 21.95%, ENG: 34/41 82.93%, EOE: 34/41 82.93%, IWW: 33/41 80.49%, MAR: 32/41 78.05%


सहायक कुलसचिव (नामांकन)
स.स. शास्त्री बाबा जगन्नाथजी विद्यापीठ


Principal
Dr. H. N. Sinha College,
Patur, Dist. Akola

College Code & Name : - 0 208 - Dr. H. N. Sinha Arts, Commerce College, Patur

| EnRoll No. | Name of the Candidate | W/H | Sub1 | Sub2 | Sub3 | Sub4 | Sub5 | Sub6 | Sub7 | Sub8 | Sub9 | Sub10 | Sub11 | Sub12 | Mark Obt. | Aggr Total | Div. |
|------------|-----------------------|--------|------|------|---------|------|------|------|------|------|------|-------|-------|-------|-----------|------------|------|
| EnRoll No. | Cen | CatClg | Med | Sex | Remarks | | | | | | | | | | 550 | Result | |

RESULT STATISTICS FOR THE COLLEGE

| | Total | Fresh | Exm | Boys | Girls | Division | % | Result Withheld | Failure |
|----------|-------|-------|-----|-------|-------|----------|---|---------------------|------------------|
| Appeared | 137 | 137 | 0 | 47 | 90 | 1st | | By Office W/O 0 | Deleted 0 |
| Pass | 130 | 130 | 0 | 43 | 87 | 2nd | | At Tabulation W/T 0 | With Exemption 5 |
| Pass % | 94.89 | 94.89 | 0 | 91.48 | 96.66 | 3rd | | Unfair Means W/U 0 | |
| | | | | | | | | By Enroll No W/E 0 | |
| | | | | | | | | By ATKT No W/A 0 | |

Subjectwise Statistics Of Appeared And Pass %

| | | | |
|-----|-----|-----|--------|
| ENG | 137 | 134 | 97.81 |
| MAR | 128 | 124 | 96.88 |
| MTH | 46 | 45 | 97.83 |
| PHY | 63 | 60 | 95.24 |
| IFT | 20 | 19 | 95.00 |
| CHE | 74 | 72 | 97.30 |
| ZOO | 42 | 41 | 97.62 |
| MCB | 35 | 33 | 94.29 |
| BOT | 56 | 53 | 94.64 |
| CPS | 34 | 33 | 97.06 |
| ETC | 26 | 25 | 96.15 |
| EVS | 15 | 15 | 100.00 |
| URD | 9 | 9 | 100.00 |


सहाय्यक कुलसचिव (नामांकन)
सं: साहगे बाबा अमरावती विद्यापीठ


Principal
Dr. H. N. Sinha College,
Patur, Dist. Akola

Tabulation Register

B SC PART-II (SEMESTER - IV) Summer 2018

Date 21-05-2018
Page No 446

College Code & Name 0 208 Dr.H.N.Sinha Arts,Commerce Mahavidyalaya, Patur

| Roll No | Name of the Candidate | W/R | Sub1 | Sub2 | Sub3 | Sub4 | Sub5 | Sub6 | Sub7 | Sub8 | Sub9 | Sub10 | Sub11 | Sub12 | Mark Obt | Aggr. Total | Remarks | Div | |
|-------------------|----------------------------|-----|------|------|------|------|------|------|------|------|------|-------|-------|-------|----------|-------------|---------|-----|------|
| 38022 15817282 | TUSHAR SAHADRO KHAMBALKAR | | CPS | 20 | 18 | 43 | | | | | | | | | 37 | 19 | 46 | 281 | PASS |
| | | | PHY | 30 | 18 | 48 | | | | | | | | | | | | | |
| | | | W/A | | | | | | | | | | | | | | | | |
| 38020 16208739 | VISHAKHA RAMKESH KHILADE | | BOT | 28 | 20 | 35 | | | | | | | | | 27 | 20 | 46 | 261 | PASS |
| | | | MCB | 24 | 19 | 44 | | | | | | | | | | | | | |
| | | | W/A | | | | | | | | | | | | | | | | |
| 38031 16208740 | VRUSHALI VISHWANATH TAYADE | | IFT | 24 | 19 | 47 | | | | | | | | | 45 | 15 | 17 | 15 | 270 |
| | | | PHY | 15 | **5 | 20 | | | | | | | | | | | | | |
| | | | W/A | | | | | | | | | | | | | | | | |


RESULT STATISTICS FOR THE COLLEGE

| | Total | Fresh | Exam | Boys | Girls | Division | % | Result Withheld | Failure |
|----------|-------|-------|------|-------|-------|----------|---|-------------------|---------|
| Appeared | 122 | 122 | 0 | 45 | 77 | I | 0 | By Office W/O | 0 |
| Pass | 00 | 00 | 0 | 20 | 49 | II | 0 | At Tabulation W/T | 0 |
| Pass-% | 56.56 | 56.56 | 0.00 | 44.44 | 63.64 | III | 0 | Unfair Means W/U | 0 |
| | | | | | | | | By Roll No W/R | 0 |
| | | | | | | | | By ATKT No W/A | 63 |
| | | | | | | | | With Exemption | 48 |

Subjectwise Statistics Of Appeared And Pass % Counts

BOT Botany 44/49 89.80%, CHE Chemistry 52/65 80.00%, CPS Computer Science 19/37 51.35%, ITC Electronics (Ins) 20/22 90.91%, IVS Environmental Scien 0/14 0.714%, IFT Information Techno 10/12 83.33%, MCB Microbiology 27/35 77.14%, MTH Mathematics 33/43 81.40%, PHY Physics 27/37 72.97%, ZOO Zoology 30/32 93.75%


 शहाय्यात मुख्यालय (नामांकन)
 डॉ. भा. भारवाती विद्यापीठ


 Principal
 Dr. H. N. Sinha College,
 Patur, Dist. Akola

CHE Chemistry ZOO Zoology STA Statistics SPT Seed Technology PCH Petrochemical Science MCB Microbiology INC Industrial Chemistry
 IFT Instrumentation ICV Industrial Chemistry IFF Industrial Fish & PIMB Industrial Microbiol CPS Computer Science ITC Electronics (Inst) IVS Environmental Science
 FIS Fisheries FSC Food Science GGG Geology BCM Biochemistry BPM Bioinformatics BOT Botany BSP Biological Tech. & S
 BTC BioTechnology CPA Computer Application CPM Computer Maintenance IFT Information Technology MTH Mathematics PHY Physics GGP Geography

College Code & Name: 0 208 Dr.H.N.Sinha Arts, Commerce Mahavidyalaya, Patur

| Roll No | Name of the Candidate | W/H | Sub1 | Sub2 | Sub3 | Sub4 | Sub5 | Sub6 | Sub7 | Sub8 | Sub9 | Sub10 | Sub11 | Sub12 | Mark Ob. | Aggr Total | Result | Div |
|---------|-----------------------|-----|------|------|------|------|------|------|------|------|------|-------|-------|-------|----------|------------|--------|-----|
|---------|-----------------------|-----|------|------|------|------|------|------|------|------|------|-------|-------|-------|----------|------------|--------|-----|

RESULT STATISTICS FOR THE COLLEGE

| | Total | Fresh | Exam | Boys | Girls | Division | % | Result Withheld | Failure |
|----------|-------|-------|------|-------|-------|----------|---|-------------------|---------|
| Appeared | 100 | 100 | 0 | 38 | 62 | I | 9 | By Official W/O | 0 |
| Pass | 76 | 76 | 0 | 26 | 50 | II | 1 | At Tabulation W/T | 0 |
| Pass-% | 76.00 | 76.00 | 0.00 | 68.42 | 80.65 | III | 0 | Unfair Means W/U | 0 |
| | | | | | | | | By Error/No W/E | 0 |
| | | | | | | | | By ATE/No W/A | 66 |
| | | | | | | | | Deleted | 0 |
| | | | | | | | | With Exemption | 24 |

Subjectwise Statistics Of Appeared And Pass % Counts

BOT Botany: 28/37 78.38%, CHE Chemistry: 47/53 88.68%, CPS Computer Science: 20/26 76.92%, ETC Electronics (Inst): 19/19 100.00%, EVS Environmental Science: 6/11 54.55%,
IFT Information Techno: 19/21 90.48%, MCB Microbiology: 31/31 100.00%, MTH Mathematics: 27/29 93.10%, DEY Physics: 41/46 89.13%, ZOO Zoology: 24/27 88.89%

[Signature]

सहाय्यक कुलसचिव (नामांकन)
संत गाडगे बाबा अमरावती विद्यापीठ

[Signature]
Principal

Dr. H. N. Sinha College,
Patur, Dist. Akola

CHE: Chemistry ZOO: Zoology STS: Statistics SDT: Seed Technology PCH: Petrochemical Scienc. MCB: Microbiology INC: Industrial Chemistry
DNT: Instrumentation ICV: Industrial Chemistry IFF: Industrial Fish & FLIMB: Industrial Microbiol. CPS: Computer Science ETC: Electronics (Instru.) EVS: Environmental Science
WGC: Food Science GEO: Geology BCM: Biochemistry BPM: Bio Informatics BOT: Botany BSP: Biological Tech. & S.

College Code & Name: 0 208 Dr.H.N.Sinha Arts & Commerce College, Patur

| Roll No | Name of the Candidate | W/H | Sub1 | Sub2 | Sub3 | Sub4 | Sub5 | Sub6 | Sub7 | Sub8 | Sub9 | Sub10 | Sub11 | Sub12 | Mark Ob | Result | |
|------------------|------------------------------|----------|---------|------|------|------|------|------|------|------|------|-------|-------|-------|---------|--------|------|
| EnRoll No | Can. Cat/Clg | Med. Sex | Remarks | 2511 | 2512 | 2513 | 2514 | 2515 | 2516 | 2517 | 2518 | 2519 | 2520 | 2521 | 2522 | 2523 | |
| 7587 1020838 | VARSHI BHAGAVAT SHEARIKHANDI | | | 30 | 15 | P 4 | A+ 9 | 2512 | 33 | 17 | P 4 | A+ 9 | 2518 | 34 | 15 | P 4 | A+ 9 |
| | 208 0 208 M F | | | 47 | 15 | B 5 | A 8 | 2518 | | | P 4 | A 8 | | | | P 4 | A 8 |
| | | | | | | | | | | | | | | | | | |
| 7588 12351508 | VARSHA GAUTAM SAWANT | | | 32 | 17 | P 4 | A+ 9 | 2512 | 42 | 17 | C 5 | A+ 9 | 2518 | 35 | 14 | P 4 | A 8 |
| | 208 0 208 M F | | | 45 | 15 | B 5 | A 8 | 2518 | | | P 4 | A 8 | | | | P 4 | A 8 |
| | | | | | | | | | | | | | | | | | |
| 7589 12351506 | VARSHA GAUTAM SAWANT | | | AA | AA | F 0 | P 0 | 2512 | AA | AA | F 0 | F 0 | 2518 | AA | AA | F 0 | F 0 |
| | 208 0 208 M F | | | AA | AA | F 0 | P 0 | 2518 | | | F 0 | F 0 | | | | F 0 | F 0 |
| | | | | | | | | | | | | | | | | | |
| 7590 1920840 | VARSHA PRALHAD KANTALE | | | 36 | 17 | P 4 | A+ 9 | 2512 | 35 | 17 | P 4 | A+ 9 | 2518 | 38 | 14 | P 4 | A+ 9 |
| | 208 0 208 M F | | | 52 | 17 | B+ 7 | A+ 9 | 2518 | | | P 4 | A 8 | | | | P 4 | A 8 |
| | | | | | | | | | | | | | | | | | |

RESULT STATISTICS FOR THE COLLEGE

| Appeared | Total | Fresh | Exam | Boys | Girls | Division | % | Result Withheld | Failure |
|----------|-------|-------|------|-------|-------|----------|---|-------------------|---------|
| 28 | 28 | 0 | 0 | 11 | 17 | I | 0 | By Office W/O | 0 |
| 16 | 16 | 0 | 0 | 4 | 12 | II | 0 | At Tabulation W/T | 0 |
| Pass % | 57.14 | 57.14 | 0.00 | 34.36 | 70.59 | III | 0 | Unfair Means W/U | 0 |
| | | | | | | | | By Enroll No W/S | 1 |
| | | | | | | | | By ATKT No W/A | 0 |
| | | | | | | | | With Exemption | 8 |
| | | | | | | | | Deleted | 0 |

Subjectwise Statistics Of Appeared And Pass % Counts

2511: 19/28 67.86%, 2512: 15/28 53.57%, 2513: 22/28 78.57%, 2514: 0/1 0.00%, 2515: 20/27 74.07%,

Handwritten Signature
सहायक कुलसचिव (नामांकन)
संत गाडगे बाबा अमरावती विद्यापीठ

Handwritten Signature
Principal
Dr. H. N. Sinha College,
Patur, Dist. Akola

208
11/12

College Code & Name 0 208 Dr.H.N.Sinha Arts & Commerce College, Patur

| Roll No | Name of the Candidate | WH | Sub1 | Sub2 | I Year | II Year | Agg Total |
|-----------------|-----------------------------|----|-------|--------|--------|---------|-----------|
| Enroll No | Can/Cat/Clg Med Sex Remarks | | Sub3 | Sub4 | | | Result |
| | | | Sub5 | Sub6 | | | Remarks |
| | | | Sub7 | Sub8 | | | Out Of |
| | | | Sub9 | Sub10 | | | |
| | | | Sub11 | Sub12 | | | |
| 10018 112964 | MARSHAL GAJANAN GAHILE | | PRK | XMF 46 | | | |
| | 208 0 208 M M | | MSV | 35 | | | |
| | | | | TUK | 17 | 133* | 147 |
| | | | | AMH | XMF 49 | | FAIL |
| | | | | | | | 800 |
| 10004 112970 | RAHUL MOHAN TAYADE | | PRK | 35 | | | |
| | 208 0 208 M M W/A | | MSV | 38 | | | |
| | | | | TUK | 31 | 181 | 181 |
| | | | | AMH | 55 | | PASS |
| | | | | | | | 800 |

RESULT STATISTICS FOR THE COLLEGE

| | Total | Fresh | Exam | Boys | Girls | Division | % |
|----------|-------|-------|------|-------|-------|----------|---|
| Appeared | 2 | 2 | 0 | 2 | 0 | I | 0 |
| Pass | 1 | 1 | 0 | 1 | 0 | II | 0 |
| Pass-W | 50.00 | 50.00 | 0.00 | 50.00 | 0.00 | III | 0 |

| Result WithHeld | Failure |
|-------------------|----------------|
| By Office W/O | Deleted |
| At Tabulation W/T | With Exemption |
| Unfair Means W/U | |
| By Enroll No W/E | |
| By ATKT No W/A | |

Subjectwise Statistice Of Appeared And Pass % Counts

AMH : 27 100.00%, MSV : 2/2 100.00%, PRK : 2/2 100.00%, TUK : 1/2 50.00%

[Signature]

सहाय्यक कुलसचिव (नामांकन)
स्वतः गडगे बाबा अमरावती विद्यापीठ

[Signature]

Principal
Dr. H. N. Sinha College,
Patur, Dist. Akola

Sri Chhatrapati Ambedkar University

Examination Results

Page No.

College Code & Name: 1008 DHEEN SINDHIA COLLEGE OF COMMERCE COLLEGE ROAD

Sr./No Name of the Candidate WCH

Sr./Roll No. Cor. Cr. Cls. Med. Ser. Remarks

Subj. Date

10/10/2024

RESULT STATISTICS FOR THE COLLEGE

| Total | First | Second | Boys | Girls | Division | % | Result | Field |
|-------|-------|--------|------|-------|----------|---|------------------|-------|
| 172 | 172 | 0 | 85 | 87 | I | 0 | By Cor. of W/O | 0 |
| 25 | 25 | 0 | 7 | 18 | II | 0 | As Tabulated W/O | 139 |
| 145 | 145 | 0.00 | 8.14 | 20.82 | III | 0 | Under Means W/O | 0 |
| | | | | | | | By Error No. W/O | 0 |
| | | | | | | | By Error No. W/A | 0 |

Subjectwise Statistics of Appeared And Pass % Counts

BCC 363.47%, ENG 54.17%, H. 40%, HEC 51.6 25%, HIS 42.15%, HOS 00%, MAR 11.17%, G. S. 0%, MGT 10.75%, MMS 25.50%, P. 0%, SEL 51.54%, T. 75%, UO 34.43 15.9%

[Signature]

सहायक कुलसचिव (नामांकन)
भरत गाडगे बाबा अमरावती विद्यापीठ

[Signature]
Principal
Dr. H. N. Sinha College,
Patur, Dist. Akola

College Code & Name: 0 208, Dr.H.N.Sinha Arts & Commerce College, Patil

| Roll No. | Name of the Candidate | W/H | Sub1 | Sub2 | Sub3 | Sub4 | Sub5 | Sub6 | Sub7 | Sub8 | Sub9 | Sub10 | Sub11 | Sub12 |
|------------|-----------------------|---------|---------|------|------|------|------|------|------|------|------|-------|-------|-------|
| Enroll No. | Gen Cat(Ug) | Med Ser | Remarks | | | | | | | | | | | |

RESULT STATISTICS FOR THE COLLEGE

| | Total | Fresh | Exam | Boys | Girls | Division | % | Result With/hold | Failure |
|-----------------|-------|-------|------|-------|-------|----------|----|-------------------|----------------|
| Appeared | 115 | 115 | 0 | 56 | 57 | I | 1 | By Office W/O | Deleted |
| Pass | 27 | 27 | 0 | 11 | 16 | II | 17 | At Tabulation W/T | With Exemption |
| Pass % | 23.48 | 23.48 | 0.00 | 18.97 | 28.07 | III | 4 | Unfair Means W/U | |
| | | | | | | | | By Enroll No W/E | |
| | | | | | | | | By ATKE No WA | |

Subjectwise Statistics Of Appeared And Pass % Counts

ECO 28/34 25.28%, ENG 59/115 51.30%, HEC 7/10 70.00%, HIS 28/100 28.00%, MAR 93/115 80.87%, M.L.T 19/52 35.00%, M.C.S 9/10 90.00%, POL 71/108 65.74%,
SOC 25/31 80.65%

[Handwritten Signature]

[Handwritten Signature]
Principal
Dr. H. N. Sinha College,
Patil, Dist. Akola

College Code & Name 4 208 College Et Student, Dr H N Sinha Arts & Commerce College, Patur

| Roll No | Name of the Candidate | W/H | Sub1 | Sub2 | Sub3 | Sub4 | Sub5 | Sub6 | Sub7 | Sub8 | Sub9 | Sub10 | Sub11 | Sub12 | III Year | I Year | II Year | Aggr Total Result | Div | Remarks | Out Of |
|---------|-----------------------|-----|------|------|------|------|------|------|------|------|------|-------|-------|-------|----------|--------|---------|-------------------|-----|---------|--------|
|---------|-----------------------|-----|------|------|------|------|------|------|------|------|------|-------|-------|-------|----------|--------|---------|-------------------|-----|---------|--------|

RESULT STATISTICS FOR THE COLLEGE

| | Total | Fresh | Exam | Boys | Girls | Division | % | Result Withheld | Failure |
|----------|-------|-------|-------|-------|-------|----------|---|-------------------|---------|
| Appeared | 19 | 0 | 19 | 19 | 0 | I | 0 | By Office W/O | 0 |
| Pass | 2 | 0 | 2 | 2 | 0 | II | 0 | At Tabulation W/T | 0 |
| Pass-% | 10.53 | 0.00 | 10.53 | 10.53 | 0.00 | III | 0 | Unfair Means W/U | 1 |
| | | | | | | | | By Evrel No W/E | 0 |
| | | | | | | | | By ATKT No W/A | 0 |
| | | | | | | | | With Exemption | 16 |

Subjectwise Statistics Of Appeared And Pass % Counts

SEC : 1/19 5.26%, CFS : 1/19 5.26%, ENO : 0/19 0.00%, FAC : 4/19 21.05%, MAR : 1/19 5.26%, PRM : 0/19 0.00%

शहायक कुलसचिव (नामांकन)
श्री. जगदीश बाबा अमरावती विद्यापीठ

Principal
Dr. H. N. Sinha College,
Patur, Dist. Akola

College Code & Name: 0 208 Dr.H.N.Sinha Arts & Commerce College, Patur

| Roll No | Name of the Candidate | W/H | Sub1 | Sub2 | Sub3 | Sub4 | Sub5 | Sub6 | Sub7 | Sub8 | Sub9 | Sub10 | Sub11 | Sub12 | I Year | II Year | Agg Total | Remarks |
|-------------------------|----------------------------|-----|--|----------------------|--|----------------|------|------|------|------|------|-------|-------|-------|--------|---------|-----------|---------|
| 43197 14208513 | UTTARA GOPALRAO THORAT | | ENG XMP 07 CMA XMP 14 BFC XMP 08 EOE XMP 22 | 14 29 29 29 | MAR XMF 12 HEM XMP 12 IWW XMP 10 | 13 20 22 | 251 | | | | | | | | | | 1800 | FAIL |
| ORO-INC - 3 REM-INC - 3 | | | | | | | | | | | | | | | | | | |
| 43198 14208475 | VINOD SHUKRAM KHANDARE | | ENG XMP AA CMA XMP AA BFC XMP AA EOE XMP AA | 13 26 22 27 | MAR XMP AA HEM XMP AA IWW XMP AA | 14 26 21 | 169 | | | | | | | | | | 1800 | FAIL |
| 43199 14208457 | VISHAL DINKAR GOTARKAR | | ENG XMP 02 CMA XMP 12 BFC XMP 02 EOE XMP 21 | 13 26 23 27 | MAR XMF 12 HEM XMP 02 IWW XMF 24 | 13 24 22 | 223 | | | | | | | | | | 1800 | FAIL |
| 43200 14208437 | VISHAL JAGANNATH CHATARKAR | | ENG XMP 06 CMA XMP 18 BFC XMP 14 EOE XMP 26 | 12 24 23 27 | MAR XMF 19 HEM XMP 14 IWW XMF 30 | 13 22 22 | 270 | | | | | | | | | | 1800 | FAIL |
| 43201 14208505 | VITTHAL MAHADEO SONONE | | ENG XMP 07 CMA XMP 21 BFC XMP 15 EOE XMP 21 | 12 21 21 27 | MAR XMF 17 HEM XMF 27 IWW XMP 13 | 13 20 22 | 257 | | | | | | | | | | 1800 | FAIL |
| 43202 14208413 | YOOITA MAHADEO BHAKRE | | ENG XMP 09 CMA XMP 24 BFC XMP 19 EOE XMP 36 | 13 27 27 27 | MAR XMF 17 HEM XMP 19 IWW XMF 43 | 14 27 22 | 324 | | | | | | | | | | 1800 | FAIL |

RESULT STATISTICS FOR THE COLLEGE

| | Total | Fresh | Exam | Boys | Girls | Division | % |
|----------|-------|-------|------|------|-------|----------|---|
| Appeared | 58 | 58 | 0 | 31 | 27 | I | 6 |
| Pass | 9 | 9 | 0 | 1 | 8 | II | 1 |
| Pass-% | 15.52 | 15.52 | 0.00 | 3.23 | 29.63 | III | 0 |

Result Withheld

| | |
|-------------------|---|
| By Office W/O | 0 |
| At Tabulation W/T | 0 |
| Unfair Means W/U | 0 |
| By Breach No W/E | 0 |
| By ATKT No W/A | 2 |

Failure

| | |
|----------------|----|
| Deleted | 0 |
| With Exemption | 49 |

Prasad
सहायक कुलसचिव (नामांकन)
पतूर, जिल्हा अकोला

Prasad
Principal
Dr. H. N. Sinha College,
Patur, Dist. Akola

College Code & Name: 0 208 Dr.H.N.Sinha Arts,Commerce Mahavidyalaya, Patur

| Roll No | Name of the Candidate | W/H | Mark Obt. | | | | | | | | | | Aggr Total Result | Dist | | | | | |
|------------|-----------------------|-----|-----------|-----|---------|------|------|------|------|------|------|------|-------------------|------|-------|-------|-------|---------|--------|
| En.Roll No | Can Cat | Clg | Med | Sex | Remarks | Sub1 | Sub2 | Sub3 | Sub4 | Sub5 | Sub6 | Sub7 | Sub8 | Sub9 | Sub10 | Sub11 | Sub12 | Remarks | Out Of |


RESULT STATISTICS FOR THE COLLEGE

| | Total | Fresh | Exam | Boys | Girls | Division | % | Result WithHeld | Failure |
|----------|-------|-------|------|-------|-------|----------|---|---------------------|-------------------|
| Appeared | 138 | 138 | 0 | 57 | 81 | I | 0 | By Office W/O 0 | Deleted 0 |
| Pass | 38 | 38 | 0 | 8 | 30 | II | 0 | At Tabulation W/T 0 | With Exception 95 |
| Pass- % | 27.54 | 27.54 | 0.00 | 14.04 | 37.04 | III | 0 | Unfair Means W/U 0 | |
| | | | | | | | | By Enroll No W/E 0 | |
| | | | | | | | | By ATKT No W/A 0 | |

Subjectwise Statistics Of Appeared And Pass % Counts

BOT Botany: 31/36 86.11%, CHE Chemistry: 15/77 45.45%, CPS Computer Science: 25/37 67.57%, ENG English: 122/138 88.41%, ETC Electronics (Inst): 19/26 73.08%, EVS Environmental Sci: 6/18 33.33%, IPT Information Techno: 6/14 42.86%, MAR Marathi: 102/115 88.70%, MCB Microbiology: 17/42 40.48%, MTH Mathematics: 7/45 15.56%, PHY Physics: 17/61 27.87%, URD Urdu: 22/21 95.65%, ZOO Zoology: 22/36 61.11%,


सहायक कुलसचिव (नामांकन)
त गडगे बाबा अमरावती विद्यापीठ


Principal
Dr. H. N. Sinha College,
Patur, Dist. Akola

Tabulation Register

B SC PART-III (SEMESTER - VI) Summer 2017

Date 30-06-2017
Page No 176

College Code & Name 0 208 Dr H N Sinha Arts, Commerce Mahavidyalaya, Patur

| Roll No | Name of the Candidate | W/H | Sub1 | Sub2 | Sub3 | Sub4 | Sub5 | Sub6 | Sub7 | Sub8 | Sub9 | Sub10 | Sub11 | Sub12 | Mark Obt | Aggr Total Result | Div |
|---|---------------------------|-----|------------|------------------|----------|----------|------|---------------|----------|------|------|-------|-------|-------|----------|-------------------|------|
| 84647 13208485 | VIKAS SHESHRAO TELGOTE | | ETC PHY | XMP 21 XMP 06 | 18 17 | 38 45 | | IFT XMP AA | 20 48 | | | | | | 213 | | FAIL |
| | 208 0 208 E M | | | | | | | | | | | | | | | | |
| Div Marks (1)- 0 / 900 (2)- 0 / 900 (3)- 0 / 450 (4)- 213 / 450 Total - 213 / 2700 | | | | | | | | | | | | | | | | | |
| 84648 14208620 | VIKI RAVENDRA TAYADE | | ETC PHY | XMF 18 XMP 04 | 20 19 | 40 48 | | IFT XMP 14 | 20 49 | | | | | | 237 | | FAIL |
| | 208 0 208 E M | | | | | | | | | | | | | | | | |
| ORG-INC - 5 REM-INC - 3 | | | | | | | | | | | | | | | | | |
| 84649 92051159 | VIKRAM PRAKASH DHOTRE | | CPS PHY | XMP 07 XMP 04 | 20 16 | 47 46 | | ETC XMP 28 | 18 40 | | | | | | 226 | | FAIL |
| | 208 0 208 E M | | | | | | | | | | | | | | | | |
| Div Marks (1)- 529 / 900 (2)- 617 / 900 (3)- 208 / 450 (4)- 237 / 450 Total - 1681 / 2700 | | | | | | | | | | | | | | | | | |
| 84651 14208537 | YOGESH ASHOK CHANDANSHIV | | BOT MCB | XMP 12 XMF 35 | 20 20 | 44 41 | | CHE XMP 07 | 20 49 | | | | | | 249 | | FAIL |
| | 208 0 208 E M | | | | | | | | | | | | | | | | |
| Div Marks (1)- 495 / 900 (2)- 575 / 900 (3)- 300 / 450 (4)- 236 / 450 Total - 1394 / 2700 | | | | | | | | | | | | | | | | | |
| 84652 14208615 | YUGAL VISHWANATH SONUKALE | | CPS PHY | XMP 12 XMP 14 | 20 17 | 49 47 | | ETC XMP 22 | 20 40 | | | | | | 241 | | FAIL |
| | 208 0 208 E M | | | | | | | | | | | | | | | | |
| Div Marks (1)- 451 / 900 (2)- 475 / 900 (3)- 288 / 450 (4)- 249 / 450 Total - 1463 / 2700 | | | | | | | | | | | | | | | | | |
| Div Marks (1)- 541 / 900 (2)- 529 / 900 (3)- 298 / 450 (4)- 241 / 450 Total - 1609 / 2700 | | | | | | | | | | | | | | | | | |


RESULT STATISTICS FOR THE COLLEGE

| | Total | Fresh | Exm | Boys | Girls | Division | % | Result WithHeld | Failure |
|----------|-------|-------|------|------|-------|----------|----|-------------------|---------|
| Appeared | 93 | 93 | 0 | 43 | 50 | I | 12 | By Office W/O | 0 |
| Pass | 14 | 14 | 0 | 2 | 12 | II | 2 | At Tabulation W/T | 0 |
| Pass - % | 15.05 | 15.05 | 0.00 | 4.65 | 24.00 | III | 0 | Unfair Means W/U | 0 |
| | | | | | | | | By Enroll No W/E | 0 |
| | | | | | | | | By AICTE No W/A | 0 |
| | | | | | | | | With Exemption | 78 |

Subjectwise Statistics Of Appeared And Pass % Counts

BOT Botany: 5/33 15.15%, CHE Chemistry: 8/45 17.78%, CPS Computer Science: 6/29 20.69%, ETC Electronics (Inst): 12/23 48.00%, EVS Environmental Science (नामांकन): 0/20 0.00%, Information Techno: 2/19 10.53%, MCB Microbiology: 29/29 100.00%, MTH Mathematics: 9/23 39.13%, PHY Physics: 11/48 22.92%, ZOO Zoology: 0/20 0.00%

संत गाडगे बाबा अमरावती विद्यापीठ


Principal
Dr. H. N. Sinha College
Patur, Dist. Akola

College Code & Name: 0 208 Dr.H.N.Sinha Arts & Commerce College, Patur

| Roll No | Name of the Candidate | W/H | Sub1 | Sub2 | I Year | II Year | Aggr Total | Div |
|------------------|---------------------------|----------|------------|--------|--------|---------|------------|-------------|
| Enroll No | Can Cat Ctg | Med. Sec | Remarks | Sub3 | Sub4 | Sub5 | Sub6 | Sub7 |
| | | | | Sub8 | Sub9 | Sub10 | Sub11 | Sub12 |
| | | | | | | | | Aggr Result |
| | | | | | | | | Remarks |
| | | | | | | | | Out Of |
| 3121 0210112 | VICKY RAMCHANDRA KHEDIKAR | | PAG 12 | ARK 49 | | | 80 | FAIL |
| | 308 0 308 M M | | W/E LOK 19 | SAS 06 | | | | |
| 3122 16300752 | VIJAYA MUKUNDA DHORE | | PAG 33 | ARK 45 | | | 143 | FAIL |
| | 308 0 308 M F | | W/E LOK 37 | SAS 08 | | | | |


RESULT STATISTICS FOR THE COLLEGE

| | Total | Fresh | Exam | Boys | Girls | Division | % |
|---------|-------|-------|------|------|-------|----------|---|
| Appared | 35 | 35 | 0 | 19 | 16 | I | 0 |
| Pass | 1 | 1 | 0 | 1 | 0 | II | 0 |
| Pass-% | 2.86 | 2.86 | 0.00 | 5.26 | 0.00 | III | 0 |

| Result W/Held | Failures |
|-------------------|----------------|
| By Office W/O | Deleted |
| At Tabulation W/T | With Exemption |
| Unfair Means W/U | |
| By Enroll No W/E | |
| By ATKT W/A | |

Subjectwise Statistics Of Appeared And Pass % Counts

ARK : 13/35 37.14%, LOK : 12/35 34.29%, PAG : 13/35 37.14%, SAS : 3/35 8.57%


सहायक कुलसचिव (नामांकन)
संत गाडगे बाबा अमरावती विद्यापीठ


Principal
Dr. H. N. Sinha College,
Patur, Dist. Akola

College Code & Name 0 208 Dr.H.N.Sinha Arts & Commerce College, Patur.

| Roll No. | Name of the Candidate | W/H | III Year | I Year | II Year | Aggr Total Result | Div |
|-------------------|--|---|--|------------|----------|-------------------|---------------------------------------|
| EnRoll No. | Can. Cat. Clg. Med. Sex. Remarks | Sub1 Sub3 Sub5 Sub7 Sub9 Sub11 | Sub2 Sub4 Sub6 Sub8 Sub10 Sub12 | Remarks | | Out Of | |
| 12129 03205933 | ASHA NARAYANSING BAKERE 208 0 208 M F | PRK MBV | 01 11 | TUK AMH | 25 15 | 53 | 53 FAIL |
| 12135 05122037 | KU RUPALI DATTARAO THOSAR 208 0 208 M F | PRK MBV | 32 35 | TUK AMH | 29 13 | 110 | 110 FAIL |
| 12137 1020840 | PRIYANKA DIWAKAR AMBHORE 208 0 208 M F | PRK MBV | 52 24 | TUK AMH | 43 36 | 156 | 144* 156 PASS V.O No 18 Of 2001 |
| 12138 12207277 | RESHMA GANESH SHERSAI 208 0 208 M F W/A | PRK MBV | 52 31 | TUK AMH | 32 32 | 147 | 147 PASS |

RESULT STATISTICS FOR THE COLLEGE

| | Total | Fresh | Exam | Boys | Girls | Division | % |
|----------|-------|-------|------|------|-------|----------|---|
| Appeared | 4 | 4 | 0 | 0 | 4 | I | 0 |
| Pass | 2 | 2 | 0 | 0 | 2 | II | 0 |
| Pass-% | 50.00 | 50.00 | 0.00 | 0.00 | 50.00 | III | 1 |

Subjectwise Statistic Of Appeared And Pass % Counts

AMH : 2/4 50.00%, MBV : 3/4 75.00%, PRK : 3/4 75.00%, TUK : 4/4 100.00%

| Result WithHeld | Failure |
|-------------------|----------------|
| By Office W/O | Deleted |
| At Tabulation W/T | With Exemption |
| Unfair Means W/U | |
| By Error! No W/E | |
| By ATRK No W/A | |

सहायक कुलसचिव (नामांकन)
मंत गडगे बाबा अमरावती विद्यापीठ

Principal
Dr. H. N. Sinha College
Patur, Dist. Akola